



PRIORITY NEEDS SURVEY RESULTS

CONSOLIDATED PLAN NON-HOME FUNDS FY 2020-2024

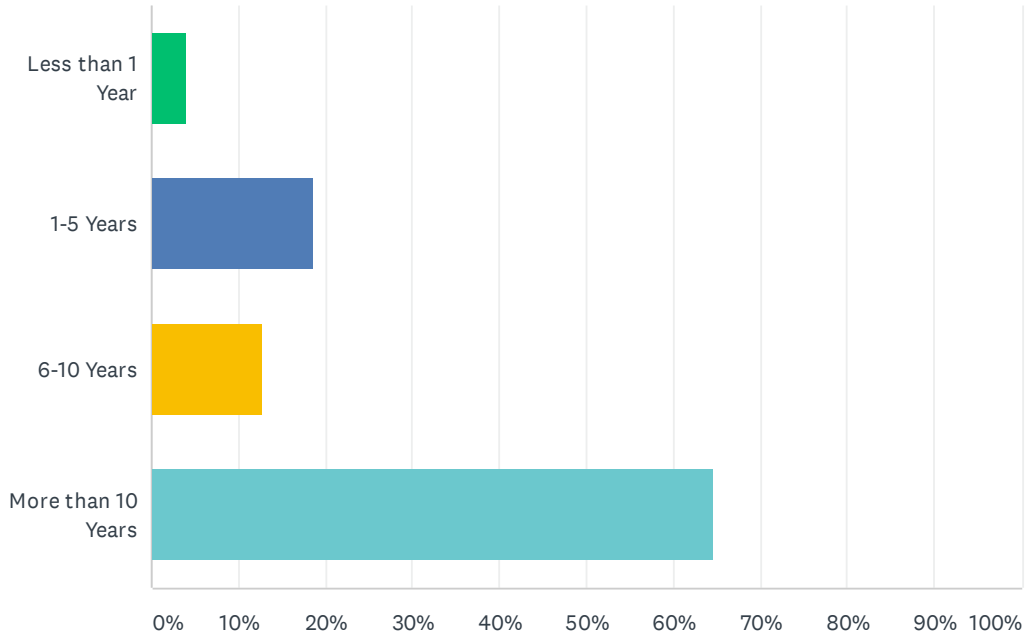
CITY OF SAN LEANDRO
ALAMEDA COUNTY
HOME CONSORTIUM

Presented to City Council March 16, 2020

Attachment C

Q1 How long have you lived in the City of San Leandro? If you are not a resident, how long have you been doing business or working in the City of San Leandro?

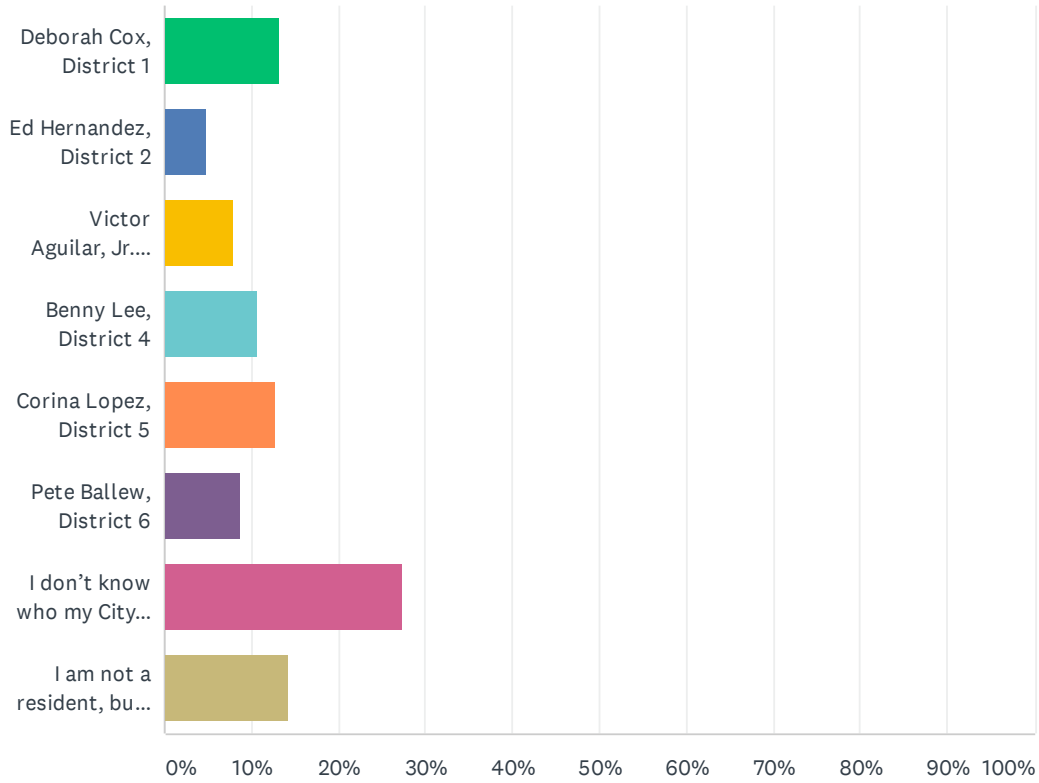
Answered: 226 Skipped: 2



ANSWER CHOICES	RESPONSES
Less than 1 Year	3.98% 9
1-5 Years	18.58% 42
6-10 Years	12.83% 29
More than 10 Years	64.60% 146
TOTAL	226

Q2 In which City Council District do you live?

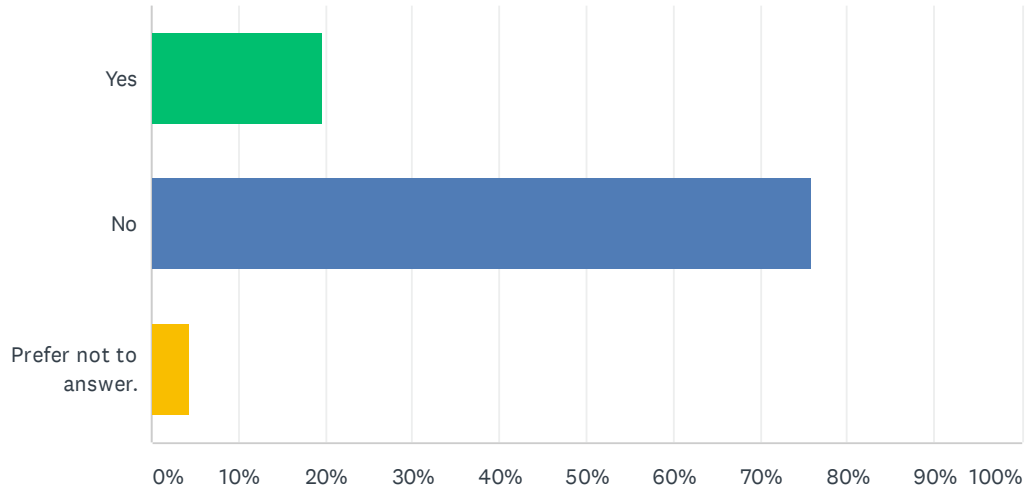
Answered: 226 Skipped: 2



ANSWER CHOICES	RESPONSES	
Deborah Cox, District 1	13.27%	30
Ed Hernandez, District 2	4.87%	11
Victor Aguilar, Jr., District 3	7.96%	18
Benny Lee, District 4	10.62%	24
Corina Lopez, District 5	12.83%	29
Pete Ballew, District 6	8.85%	20
I don't know who my City Council representative is.	27.43%	62
I am not a resident, but I work in the City of San Leandro.	14.16%	32
TOTAL		226

Q3 Are you of Hispanic or Latino Origin?

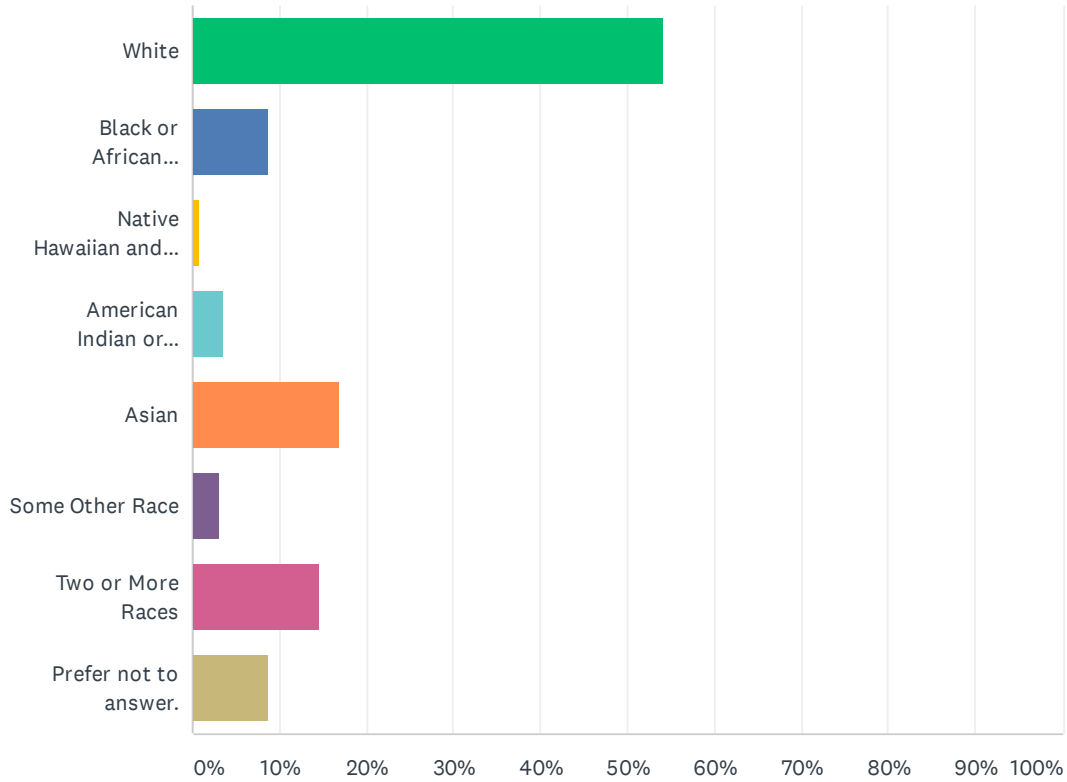
Answered: 228 Skipped: 0



ANSWER CHOICES	RESPONSES	
Yes	19.74%	45
No	75.88%	173
Prefer not to answer.	4.39%	10
TOTAL		228

**Q4 Select the racial category that best describes you or your household.
Please check all that apply.**

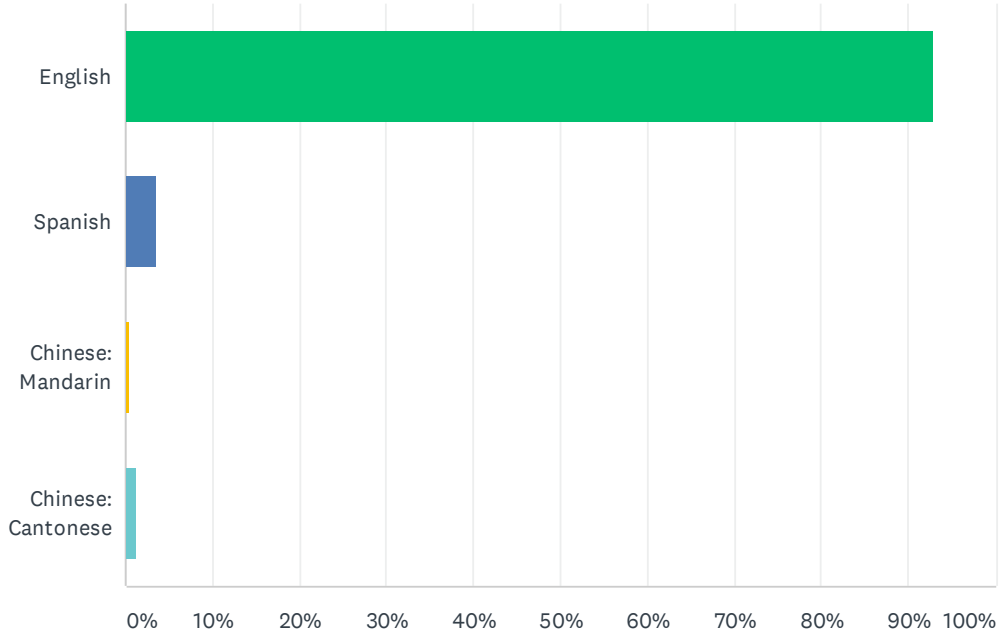
Answered: 225 Skipped: 3



ANSWER CHOICES	RESPONSES	
White	54.22%	122
Black or African American	8.89%	20
Native Hawaiian and/or Other Pacific Islander	0.89%	2
American Indian or Alaska Native	3.56%	8
Asian	16.89%	38
Some Other Race	3.11%	7
Two or More Races	14.67%	33
Prefer not to answer.	8.89%	20
Total Respondents: 225		

Q5 What is the primary language you speak at home?

Answered: 228 Skipped: 0

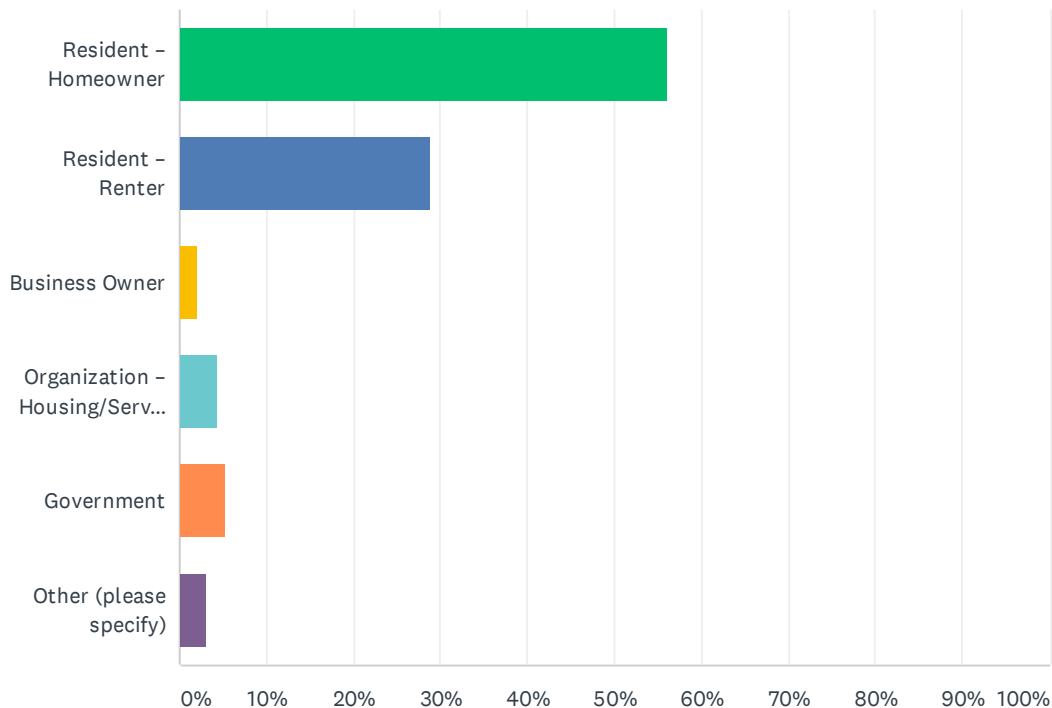


ANSWER CHOICES	RESPONSES	
English	92.98%	212
Spanish	3.51%	8
Chinese: Mandarin	0.44%	1
Chinese: Cantonese	1.32%	3
TOTAL		228

#	OTHER (PLEASE SPECIFY)
1	Farsi
2	Tagalog
3	Tamil
4	Tagalog
5	Korean
6	Italian
7	Tagalog

Q6 Which category best describes your perspective?

Answered: 228 Skipped: 0

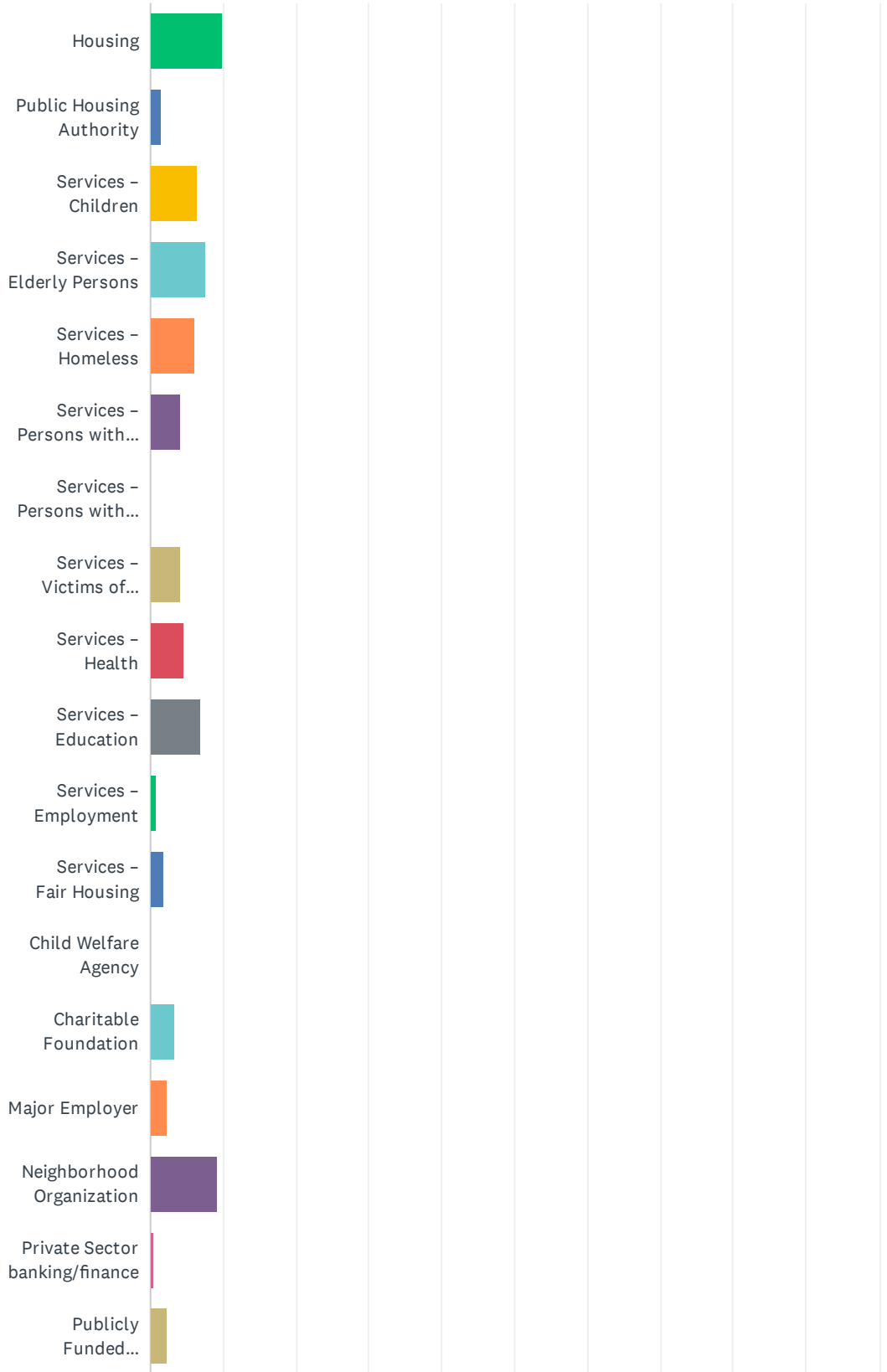


ANSWER CHOICES	RESPONSES	
Resident – Homeowner	56.14%	128
Resident – Renter	28.95%	66
Business Owner	2.19%	5
Organization – Housing/Service Provider (See Question 7 to elaborate.)	4.39%	10
Government	5.26%	12
Other (please specify)	3.07%	7
TOTAL		228

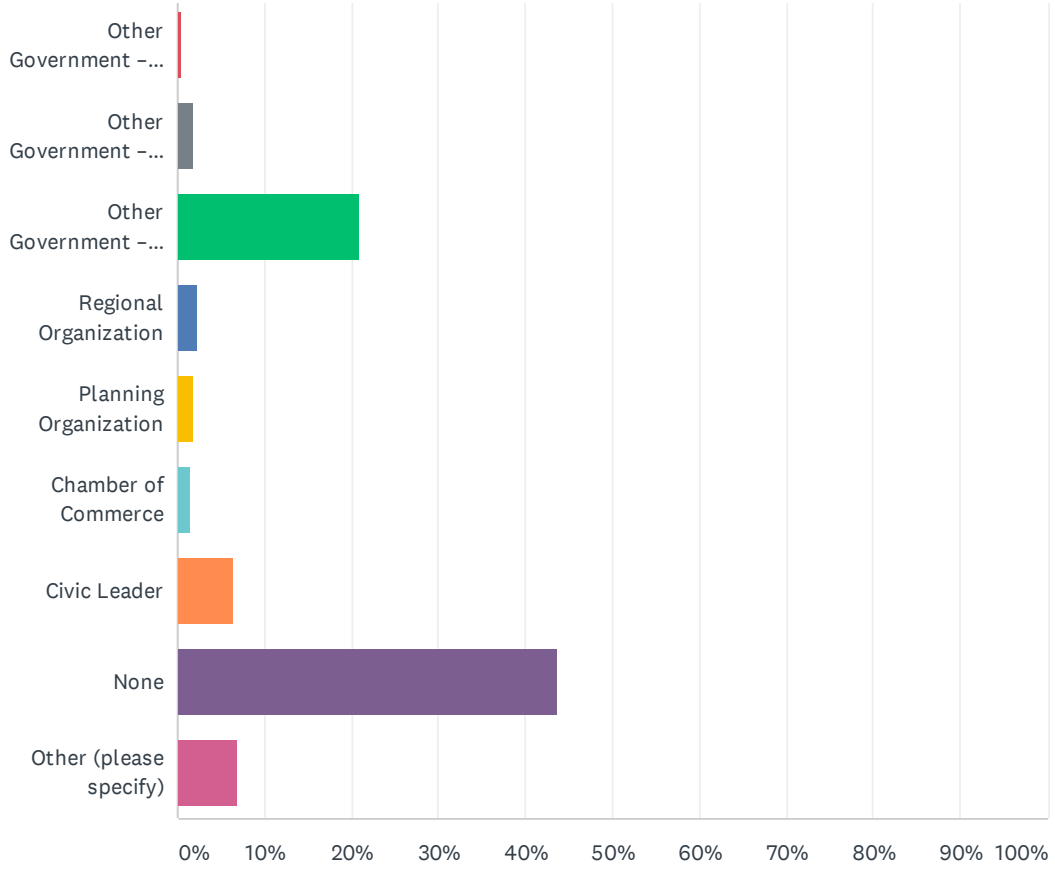
#	OTHER (PLEASE SPECIFY)
1	work in san leandro and former resident.
2	n/a
3	Homeless
4	Housing provider
5	Program Manager for local Non-profit providing classes at San Leandro Senior Community Center and Marina Community Center
6	Resident - husband is homeowner thru inheritance
7	apartment owner

Q7 Please indicate if you are affiliated with any of the organization types listed below. If other, then please specify. Please check all that apply.

Answered: 215 Skipped: 13



City of San Leandro Community Development Department HUD FY 2020-2024 Consolidated Plan:
Priority Needs Survey



City of San Leandro Community Development Department HUD FY 2020-2024 Consolidated Plan:
Priority Needs Survey

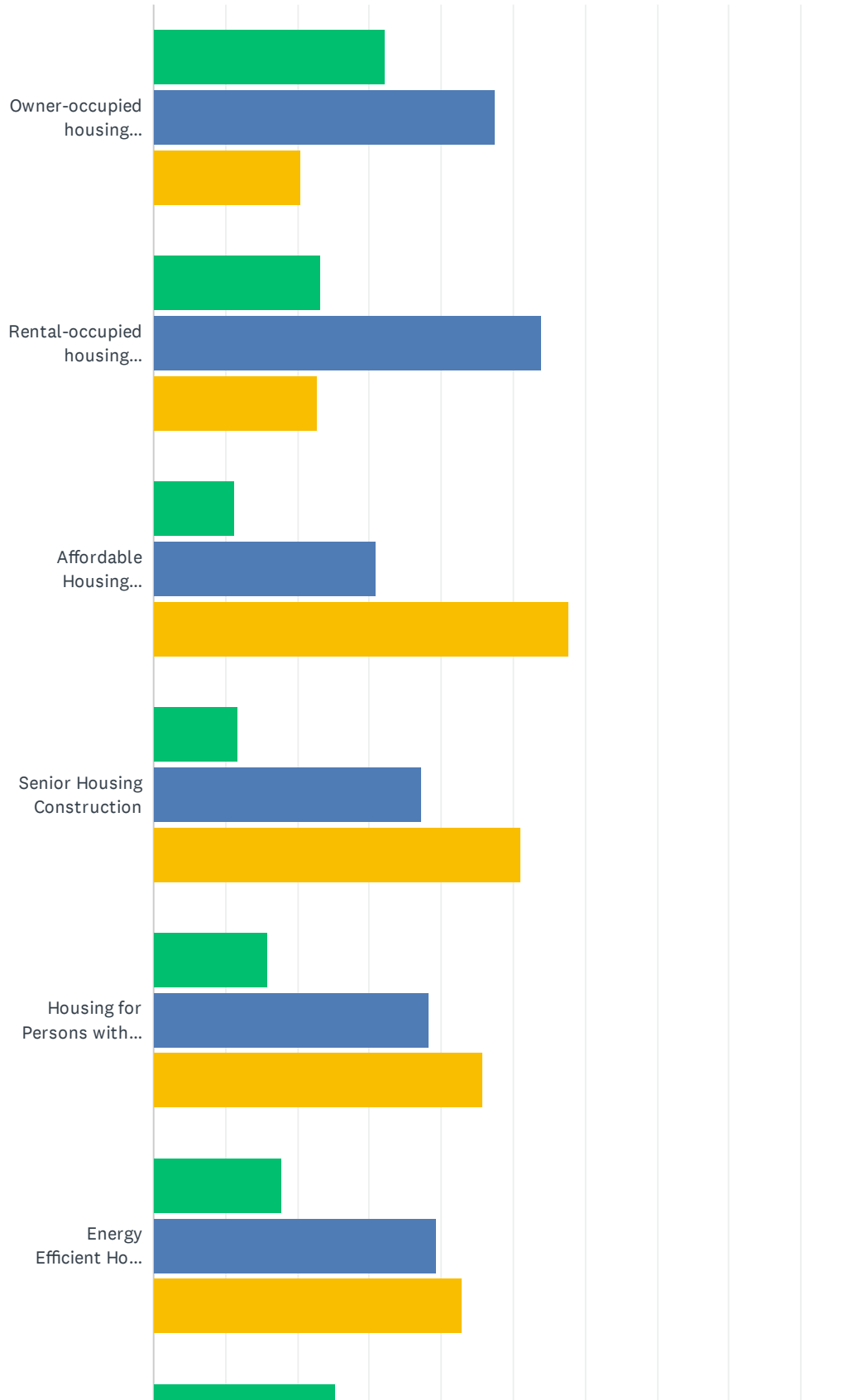
ANSWER CHOICES	RESPONSES	
Housing	9.77%	21
Public Housing Authority	1.40%	3
Services – Children	6.51%	14
Services – Elderly Persons	7.44%	16
Services – Homeless	6.05%	13
Services – Persons with Disabilities	4.19%	9
Services – Persons with HIV/AIDS	0.00%	0
Services – Victims of Domestic Violence	4.19%	9
Services – Health	4.65%	10
Services – Education	6.98%	15
Services – Employment	0.93%	2
Services – Fair Housing	1.86%	4
Child Welfare Agency	0.00%	0
Charitable Foundation	3.26%	7
Major Employer	2.33%	5
Neighborhood Organization	9.30%	20
Private Sector banking/finance	0.47%	1
Publicly Funded Institution	2.33%	5
Other Government – Federal	0.47%	1
Other Government – State	1.86%	4
Other Government – Local	20.93%	45
Regional Organization	2.33%	5
Planning Organization	1.86%	4
Chamber of Commerce	1.40%	3
Civic Leader	6.51%	14
None	43.72%	94
Other (please specify)	6.98%	15
Total Respondents: 215		

City of San Leandro Community Development Department HUD FY 2020-2024 Consolidated Plan:
Priority Needs Survey

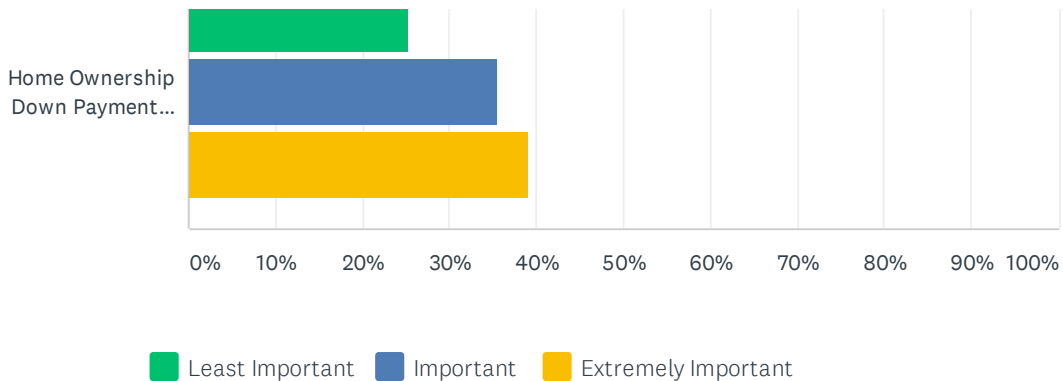
#	OTHER (PLEASE SPECIFY)
1	Landlord/Tenant
2	Private sector medium sized employer, engineering services
3	real estate
4	Library, and education
5	Volunteer Medshare
6	self guided ptsd. art and multimedia therapy
7	Retired State Employee
8	Leadership
9	Services - Energy Assistance
10	American Society of Civil Engineers
11	County Government
12	I don't understand this question
13	Labor union
14	food pantry
15	political organization

Q8 Housing Needs

Answered: 210 Skipped: 18



City of San Leandro Community Development Department HUD FY 2020-2024 Consolidated Plan:
Priority Needs Survey

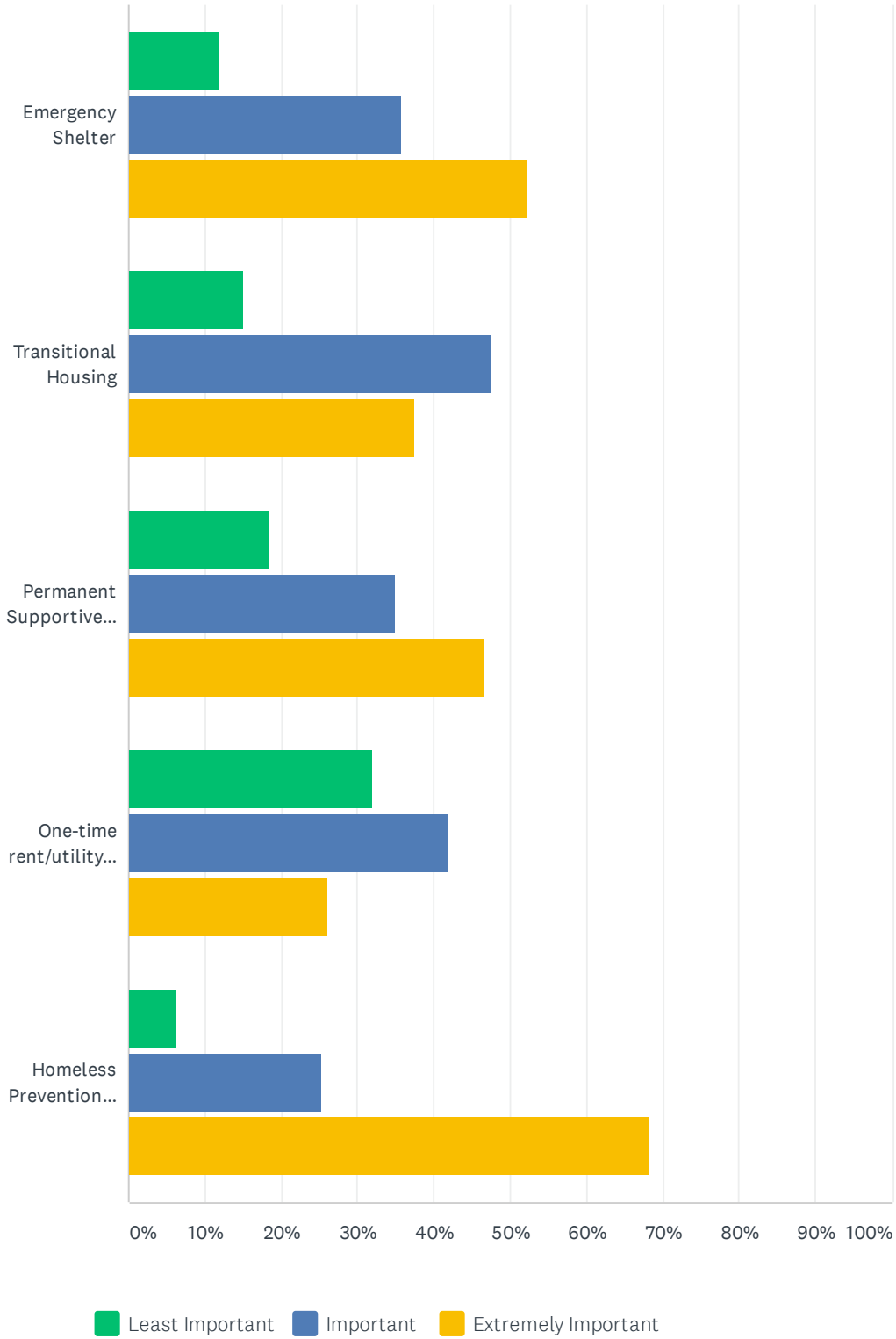


	LEAST IMPORTANT	IMPORTANT	EXTREMELY IMPORTANT	TOTAL
Owner-occupied housing rehabilitation	32.14% 63	47.45% 93	20.41% 40	196
Rental-occupied housing rehabilitation	23.23% 46	54.04% 107	22.73% 45	198
Affordable Housing Construction	11.27% 23	30.88% 63	57.84% 118	204
Senior Housing Construction	11.76% 24	37.25% 76	50.98% 104	204
Housing for Persons with Disabilities the Disabled	15.92% 32	38.31% 77	45.77% 92	201
Energy Efficient Home Improvements	17.86% 35	39.29% 77	42.86% 84	196
Home Ownership Down Payment Assistance	25.38% 50	35.53% 70	39.09% 77	197

#	OTHER (PLEASE SPECIFY)
1	I am a renter
2	Housing for San Leandro Teachers
3	Shelters for Women, Men and Children
4	Housing and assistance for mentally disabled
5	Shelters for homeless people
6	Housing for Homeless - Critically Important
7	Transitional Housing for the Homeless
8	RENT CONTROL
9	Housing for Veterans
10	fix infrastructure so it supports additional housing
11	supportive housing for chronically homeless which includes case management
12	Not just more housing, but MORE AFFORDABLE housing

Q9 Homeless Housing Needs

Answered: 211 Skipped: 17



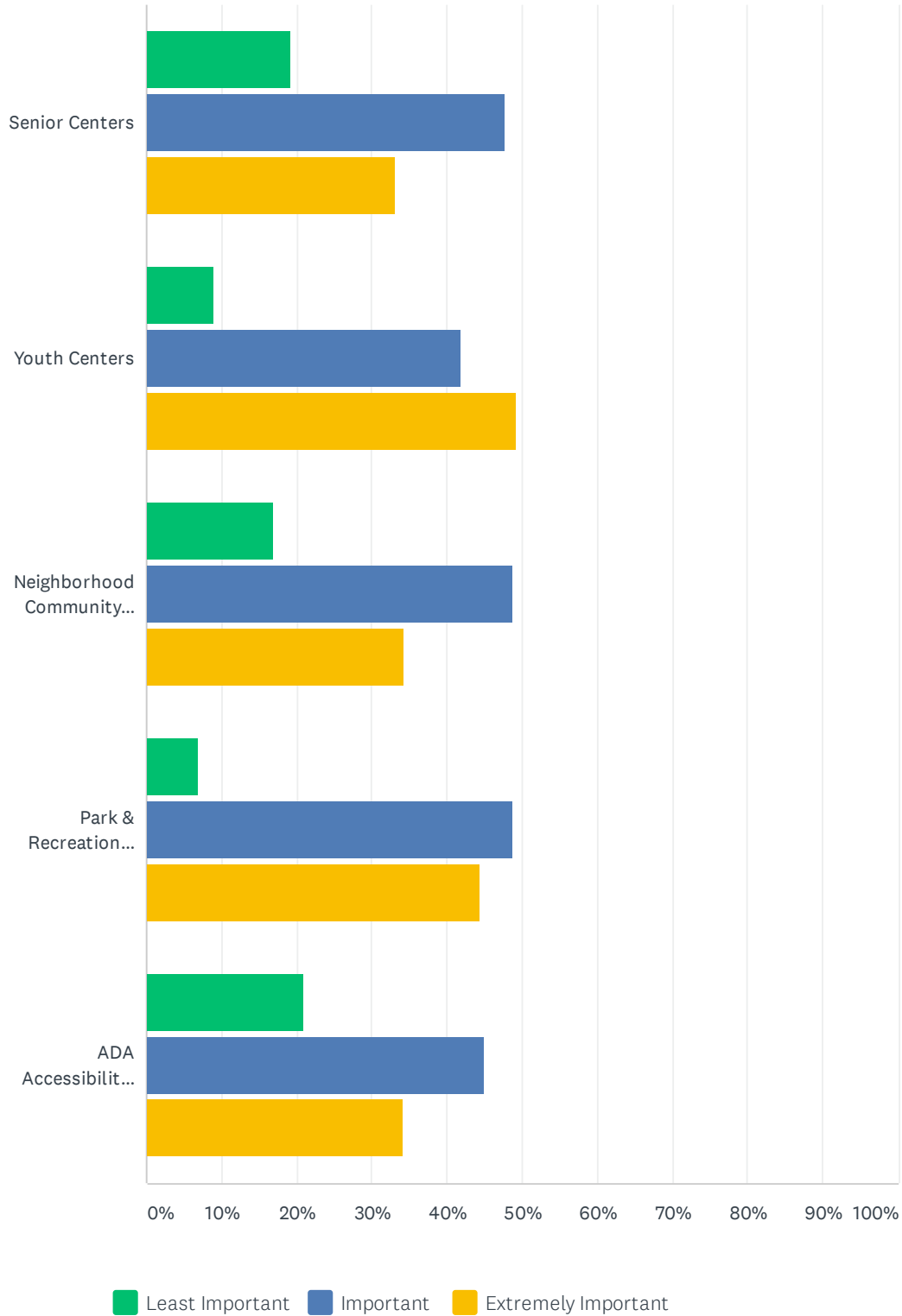
City of San Leandro Community Development Department HUD FY 2020-2024 Consolidated Plan:
Priority Needs Survey

	LEAST IMPORTANT	IMPORTANT	EXTREMELY IMPORTANT	TOTAL
Emergency Shelter	11.94% 24	35.82% 72	52.24% 105	201
Transitional Housing	15.15% 30	47.47% 94	37.37% 74	198
Permanent Supportive Housing	18.45% 38	34.95% 72	46.60% 96	206
One-time rent/utility payments	32.02% 65	41.87% 85	26.11% 53	203
Homeless Prevention Programs	6.34% 13	25.37% 52	68.29% 140	205

#	OTHER (PLEASE SPECIFY)
1	A task force with fire/PD and county about how discharged patients from john george psychiatric pavilion are to transition as they leave. Currently many simply wander through town on foot.
2	suival skills when homeless
3	Single Parent Child Care Center
4	Mental Health
5	Mandatory work acceptance for homeless.
6	Mental Health & Addication Assistance Programs
7	Drug rehabilitation programs
8	Rent Stabilization to prevent homelessness
9	ques is nonsenser. SL, not Cal, needs to help homeless?
10	Homelessness solutions that address the unique needs of women and female identified people.
11	Getting greedy landlords to lower rents so more people don't become homeless!!!

Q10 Community Facility Infrastructure Needs

Answered: 211 Skipped: 17



City of San Leandro Community Development Department HUD FY 2020-2024 Consolidated Plan:
Priority Needs Survey

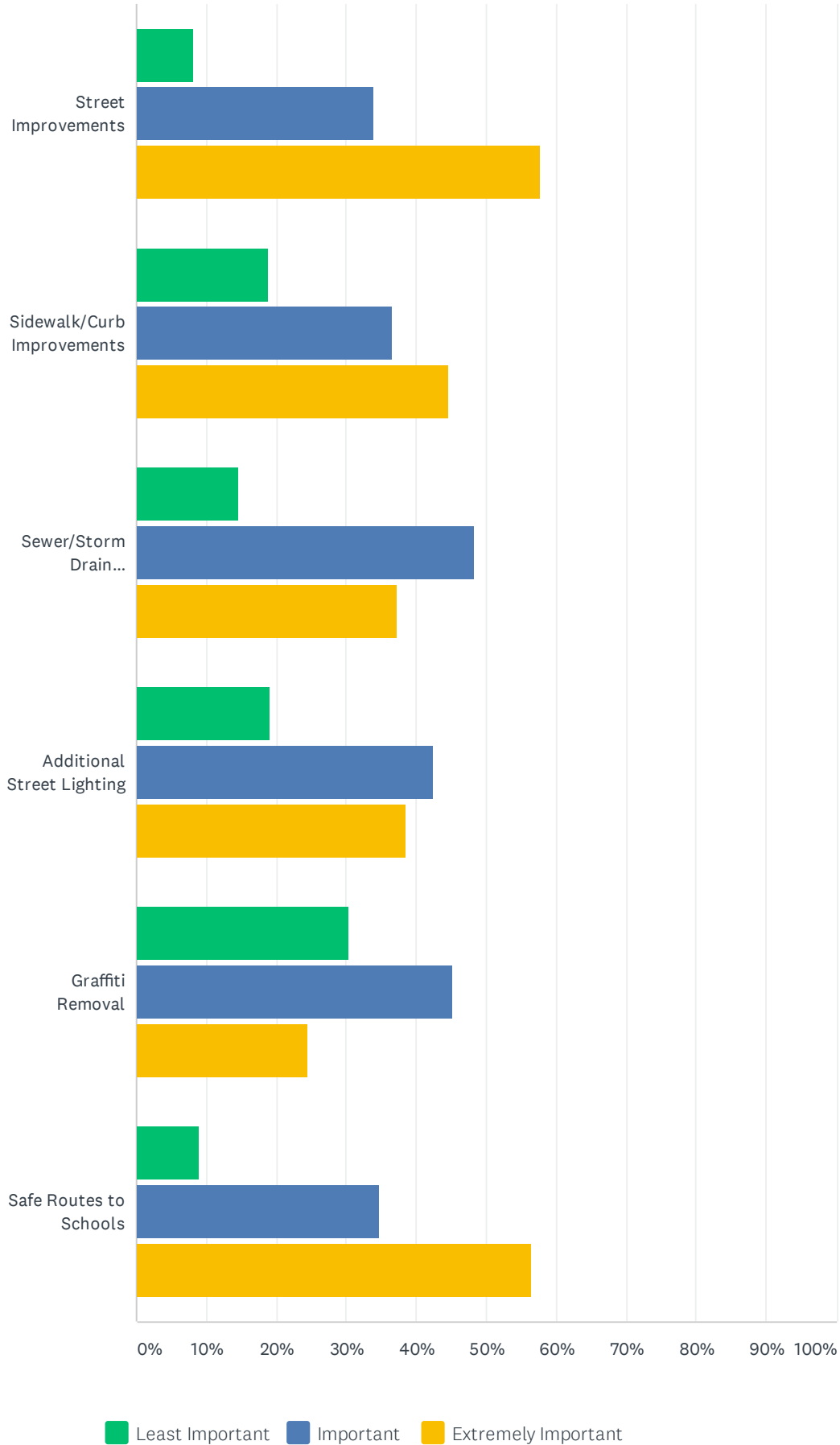
	LEAST IMPORTANT	IMPORTANT	EXTREMELY IMPORTANT	TOTAL
Senior Centers	19.21% 39	47.78% 97	33.00% 67	203
Youth Centers	8.96% 18	41.79% 84	49.25% 99	201
Neighborhood Community Centers	16.91% 35	48.79% 101	34.30% 71	207
Park & Recreation Facilities	6.97% 14	48.76% 98	44.28% 89	201
ADA Accessibility Improvements to Public Roads/Facilities	21.00% 42	45.00% 90	34.00% 68	200

#	OTHER (PLEASE SPECIFY)
1	Infrastructure resilience improvements
2	Outside Fields for Youth to play at - Basketball courts, baseball fields, Football fields.
3	City Owned Fitness Center with Basketball Court
4	Why can't the 4 first items listed be combined in some way?
5	ADA is federally mandated. again, ques is nonsense

Q11 Neighborhood Infrastructure Needs

Answered: 211 Skipped: 17

City of San Leandro Community Development Department HUD FY 2020-2024 Consolidated Plan:
Priority Needs Survey



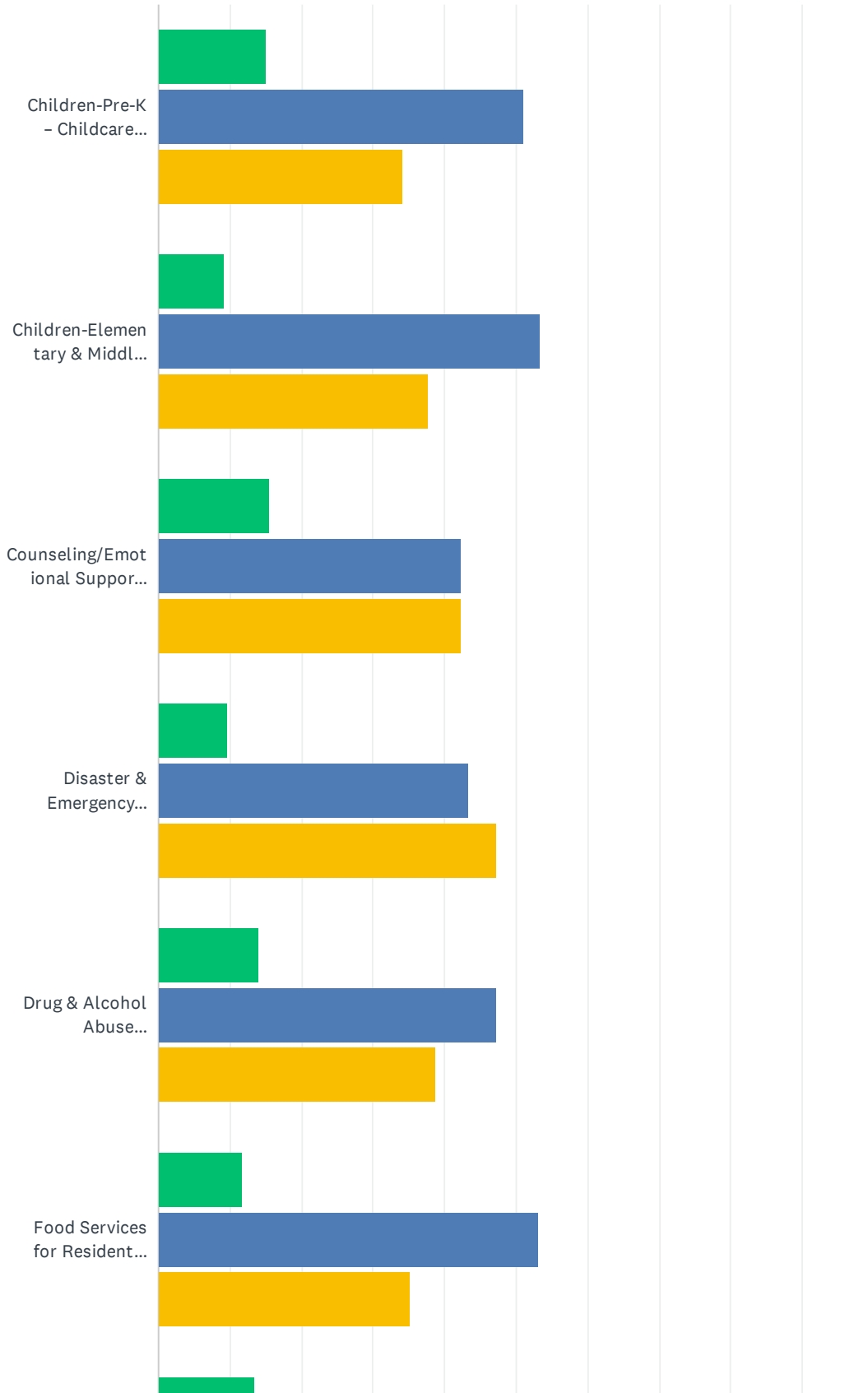
City of San Leandro Community Development Department HUD FY 2020-2024 Consolidated Plan:
Priority Needs Survey

	LEAST IMPORTANT	IMPORTANT	EXTREMELY IMPORTANT	TOTAL
Street Improvements	8.25% 17	33.98% 70	57.77% 119	206
Sidewalk/Curb Improvements	18.81% 38	36.63% 74	44.55% 90	202
Sewer/Storm Drain Improvements	14.57% 29	48.24% 96	37.19% 74	199
Additional Street Lighting	19.00% 38	42.50% 85	38.50% 77	200
Graffiti Removal	30.35% 61	45.27% 91	24.38% 49	201
Safe Routes to Schools	8.91% 18	34.65% 70	56.44% 114	202

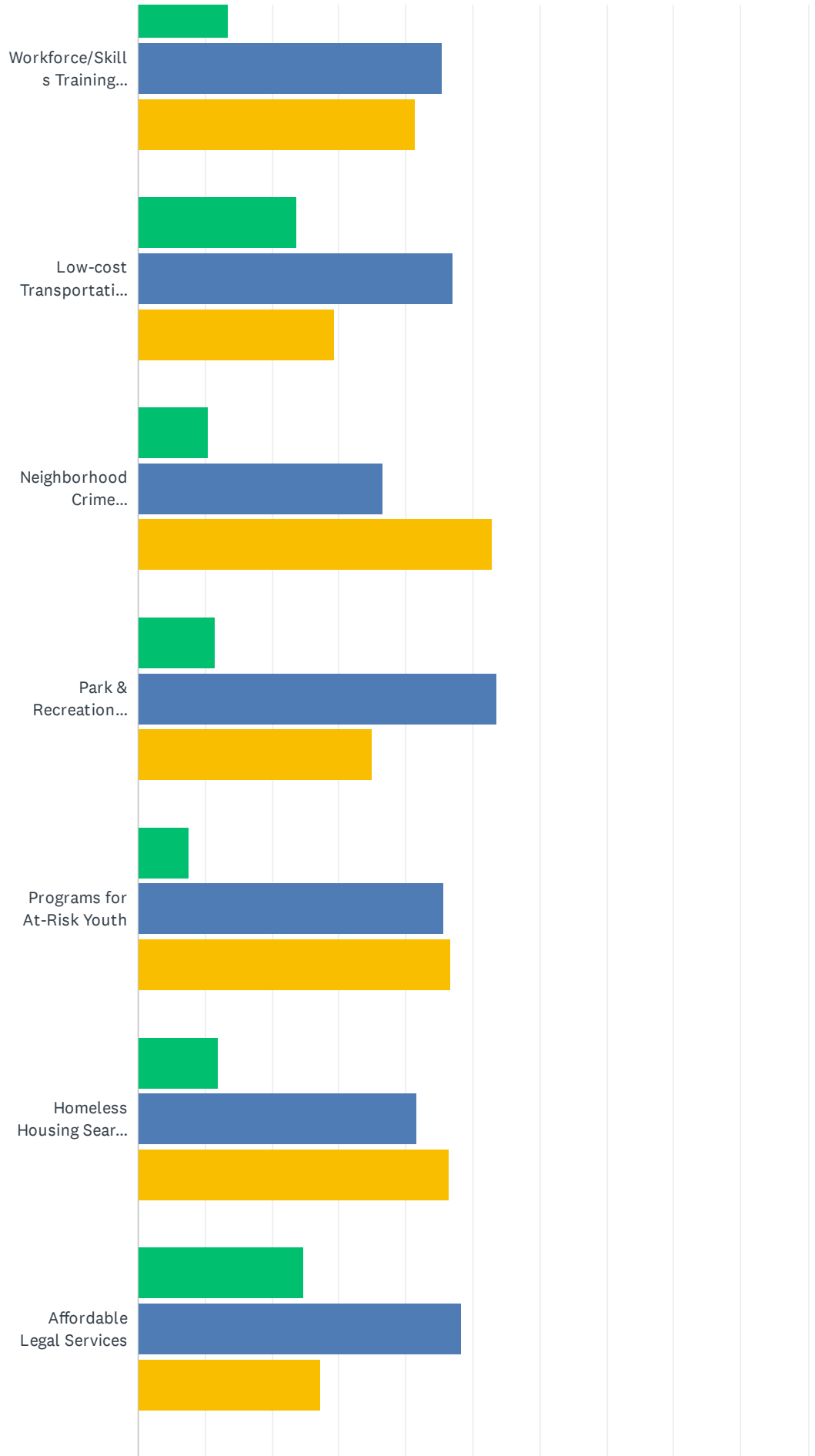
#	OTHER (PLEASE SPECIFY)
1	Installation of gas shut off valves on existing residences
2	Attempt to incorporate Graffiti "artist" into art around the city.
3	More bike lanes
4	Speed limits enforced on main streets. Bancroft and East 14th
5	Get bicycles, dogs and cars off the sidewalks.
6	Bike lanes
7	litter removal and prevention. Bulk trash dumps a big problem
8	cleanup of neighborhoods, ordinance enforcements with add ons and widening driveways
9	Flood prevention
10	Bike lanes
11	Street trees - planting and maintenance
12	fix roads, instead of "traffic calming"
13	Clear sidewalks of bicycles, dogs and cars.

Q12 Public Service/Community Program Needs

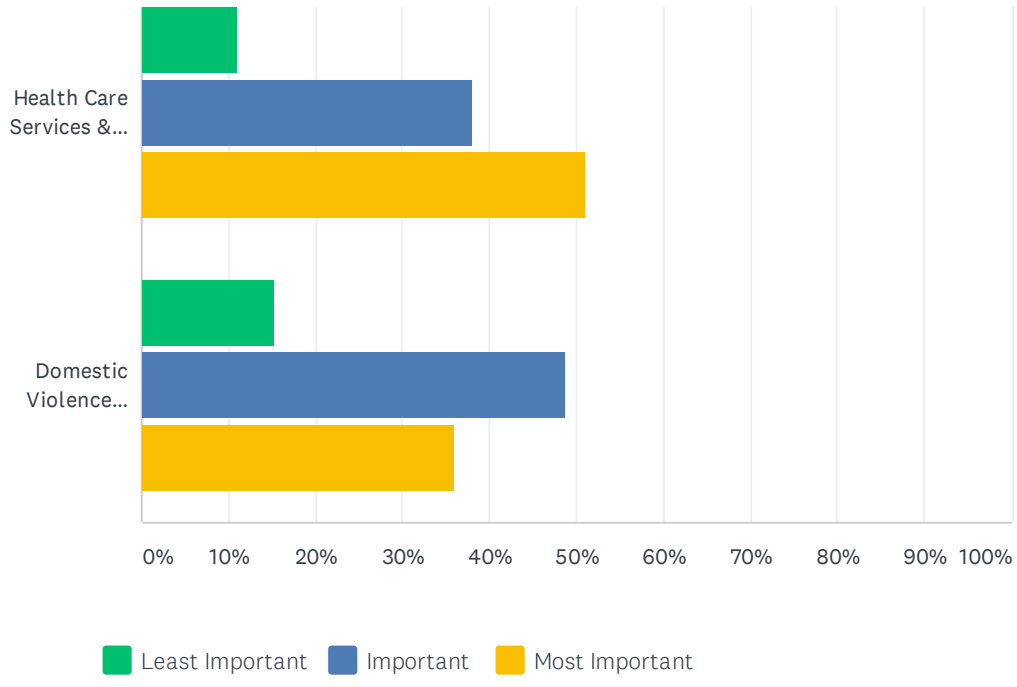
Answered: 210 Skipped: 18



City of San Leandro Community Development Department HUD FY 2020-2024 Consolidated Plan:
Priority Needs Survey



City of San Leandro Community Development Department HUD FY 2020-2024 Consolidated Plan:
Priority Needs Survey



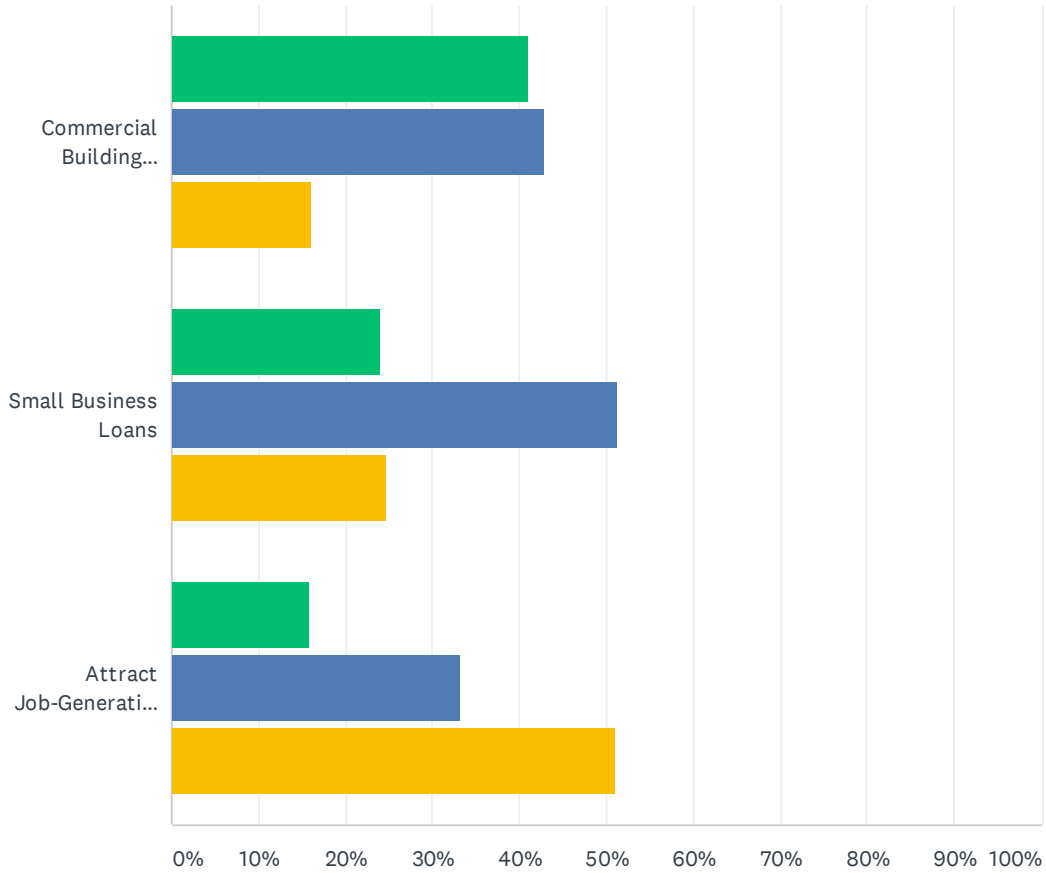
City of San Leandro Community Development Department HUD FY 2020-2024 Consolidated Plan:
Priority Needs Survey

	LEAST IMPORTANT	IMPORTANT	MOST IMPORTANT	TOTAL
Children-Pre-K – Childcare Services & Facilities	15.00% 30	51.00% 102	34.00% 68	200
Children-Elementary & Middle School – Afterschool/Summer Camp Programs & Services	9.14% 18	53.30% 105	37.56% 74	197
Counseling/Emotional Support Services	15.58% 31	42.21% 84	42.21% 84	199
Disaster & Emergency Preparedness Services	9.55% 19	43.22% 86	47.24% 94	199
Drug & Alcohol Abuse Counseling/Treatment	14.07% 28	47.24% 94	38.69% 77	199
Food Services for Residents with Special Needs	11.73% 23	53.06% 104	35.20% 69	196
Workforce/Skills Training and/or Job Placement	13.30% 27	45.32% 92	41.38% 84	203
Low-cost Transportation Services (Taxi Coupons, Dial-a-Ride, Jitney Services)	23.74% 47	46.97% 93	29.29% 58	198
Neighborhood Crime Prevention Programs	10.40% 21	36.63% 74	52.97% 107	202
Park & Recreation Programs	11.50% 23	53.50% 107	35.00% 70	200
Programs for At-Risk Youth	7.61% 15	45.69% 90	46.70% 92	197
Homeless Housing Search Counseling/Street Outreach Services	11.88% 24	41.58% 84	46.53% 94	202
Affordable Legal Services	24.63% 50	48.28% 98	27.09% 55	203
Health Care Services & Facilities	11.00% 22	38.00% 76	51.00% 102	200
Domestic Violence Counseling	15.27% 31	48.77% 99	35.96% 73	203

#	OTHER (PLEASE SPECIFY)
1	Financial Literacy Programs for the Youth
2	Senior services
3	clean up of neighborhoods and plight. work with county, railroad, caltrans to clean up streets and neighborhoods-horrendous
4	Work with AC Transit and advocate for better bus service & routes to BART within all of San Leandro.
5	seems like we already have most of this

Q13 Economic Development Needs

Answered: 207 Skipped: 21



■ Least Important
 ■ Important
 ■ Extremely Important

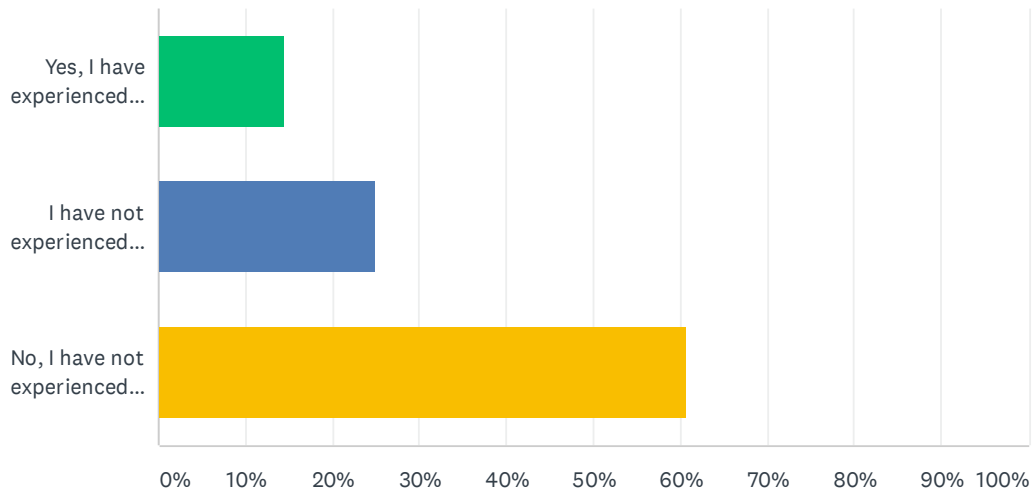
	LEAST IMPORTANT	IMPORTANT	EXTREMELY IMPORTANT	TOTAL
Commercial Building Rehabilitation	40.91% 81	42.93% 85	16.16% 32	198
Small Business Loans	24.12% 48	51.26% 102	24.62% 49	199
Attract Job-Generating Businesses	15.84% 32	33.17% 67	50.99% 103	202

City of San Leandro Community Development Department HUD FY 2020-2024 Consolidated Plan:
Priority Needs Survey

#	OTHER (PLEASE SPECIFY)
1	I do not know
2	Training Centers for various trades
3	small local business participation at city festivals
4	Bldg Rehab -- GO GREEN, focus on sustainability and resiliency
5	Do something to revitalize downtown - even if it's totally redoing the Safeway plaza. Negotiate with property owners to keep their exterior sidewalks and parking lots clean. SL is a pit - let's make prop owners keep it clean!
6	Actually getting businesses in the city that we need - not just more hair and nail salons.

Q14 Have you or someone you know ever encountered any of the forms of housing discrimination described above?

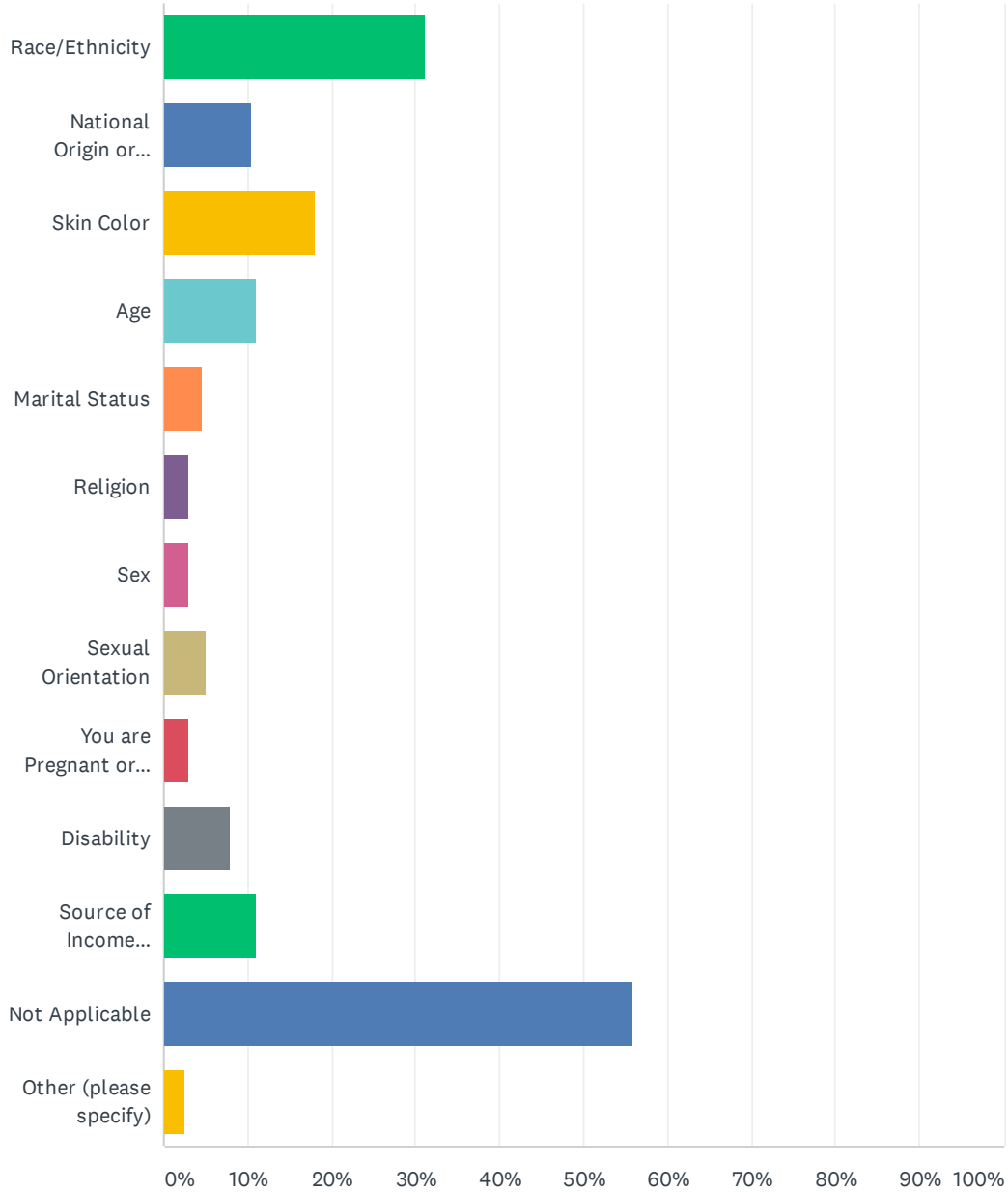
Answered: 209 Skipped: 19



ANSWER CHOICES	RESPONSES	
Yes, I have experienced discrimination.	14.35%	30
I have not experienced discrimination, but I know someone who has.	24.88%	52
No, I have not experienced discrimination.	60.77%	127
TOTAL		209

Q15 If you or someone you know have experienced housing discrimination, what types of discrimination did you or your acquaintance experience? Please check all that apply.

Answered: 199 Skipped: 29



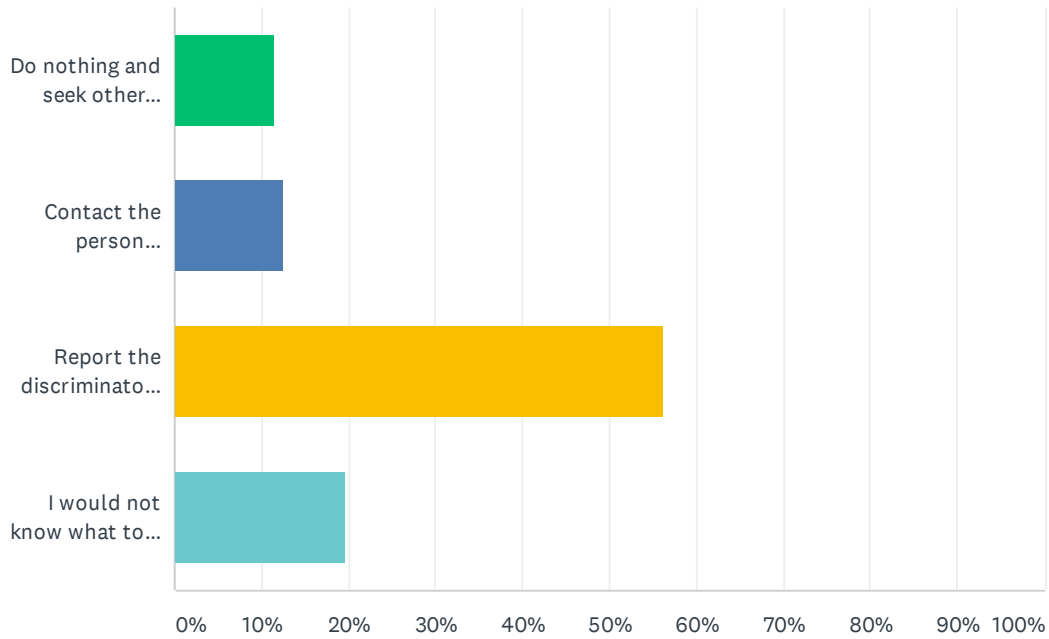
City of San Leandro Community Development Department HUD FY 2020-2024 Consolidated Plan:
Priority Needs Survey

ANSWER CHOICES	RESPONSES	
Race/Ethnicity	31.16%	62
National Origin or Ancestry	10.55%	21
Skin Color	18.09%	36
Age	11.06%	22
Marital Status	4.52%	9
Religion	3.02%	6
Sex	3.02%	6
Sexual Orientation	5.03%	10
You are Pregnant or live in a household with Children	3.02%	6
Disability	8.04%	16
Source of Income (Example: Property Manager did not accept HUD Section 8 Voucher or other housing subsidy.)	11.06%	22
Not Applicable	55.78%	111
Other (please specify)	2.51%	5
Total Respondents: 199		

#	OTHER (PLEASE SPECIFY)
1	Pets
2	Military service
3	Forced to vacate because unable to pay high rent increase.
4	prior history (eviction/prison/jail/bankruptcy)
5	Domestic violence / sexual assault survivor

Q16 What would you do if you encountered housing discrimination?

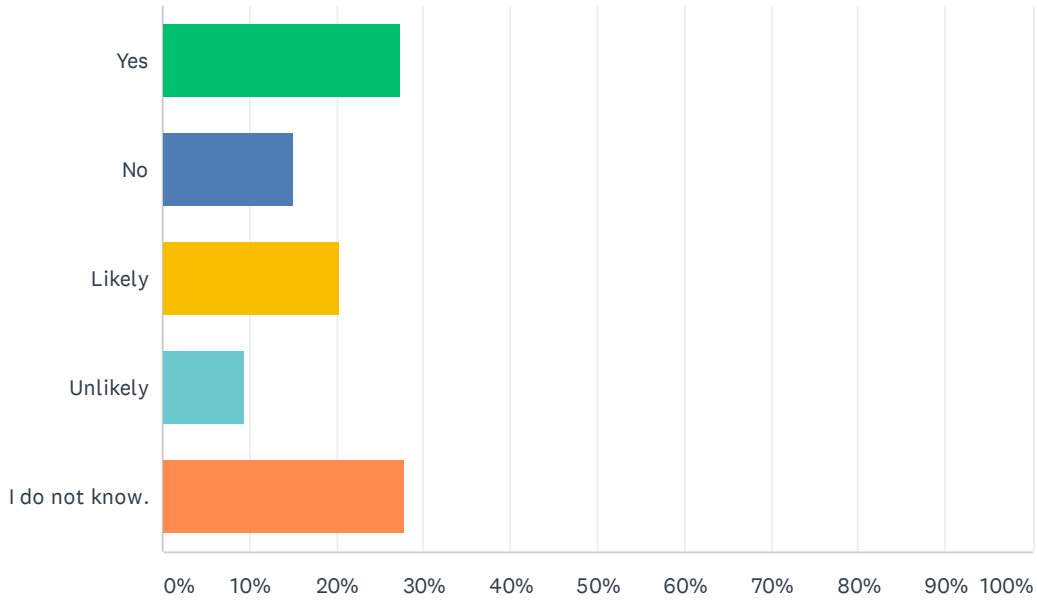
Answered: 208 Skipped: 20



ANSWER CHOICES	RESPONSES	
Do nothing and seek other housing options.	11.54%	24
Contact the person responsible and let them know that they are acting in a discriminatory manner.	12.50%	26
Report the discriminatory behavior.	56.25%	117
I would not know what to do.	19.71%	41
TOTAL		208

Q17 Do you believe housing discrimination occurs in your neighborhood?

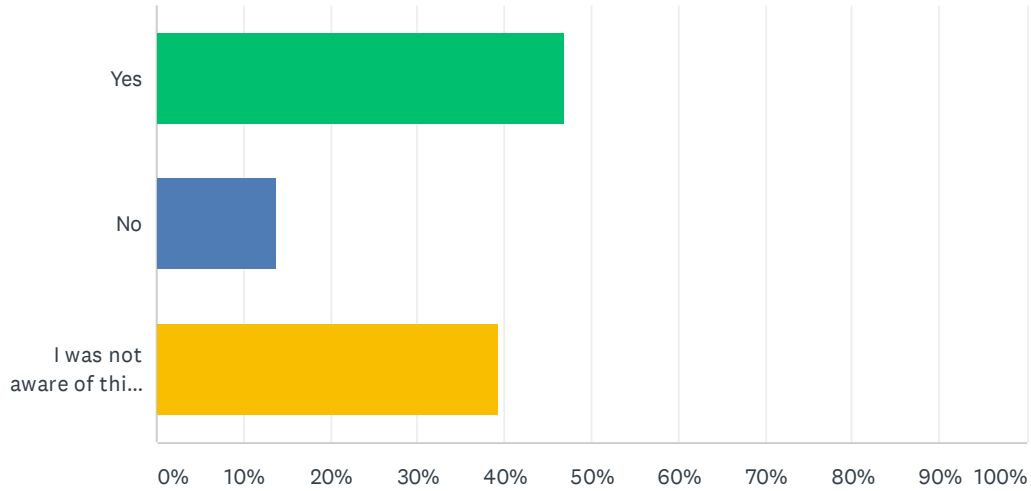
Answered: 212 Skipped: 16



ANSWER CHOICES	RESPONSES	
Yes	27.36%	58
No	15.09%	32
Likely	20.28%	43
Unlikely	9.43%	20
I do not know.	27.83%	59
TOTAL		212

Q18 Are you aware of a tenant’s right to request, from a property manager, a physical change to make a home more accessible if necessary due to a disability (called “reasonable accommodation”)?

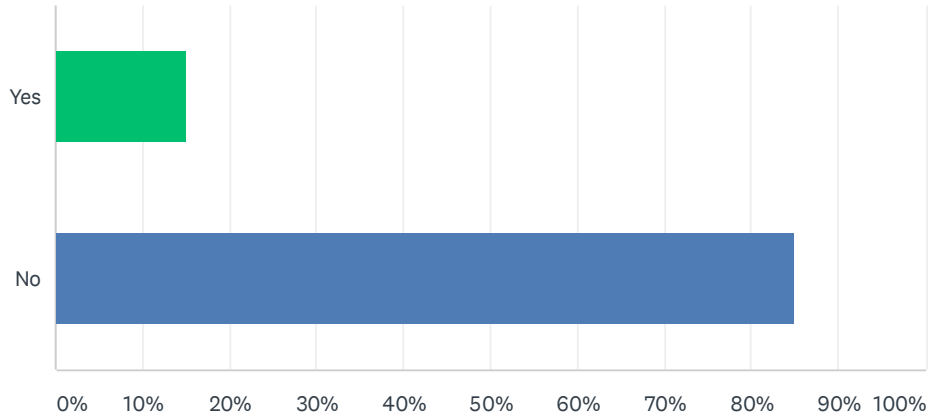
Answered: 211 Skipped: 17



ANSWER CHOICES	RESPONSES	
Yes	46.92%	99
No	13.74%	29
I was not aware of this requirement.	39.34%	83
TOTAL		211

Q19 Have you, or someone you know, ever made a request for a reasonable accommodation?

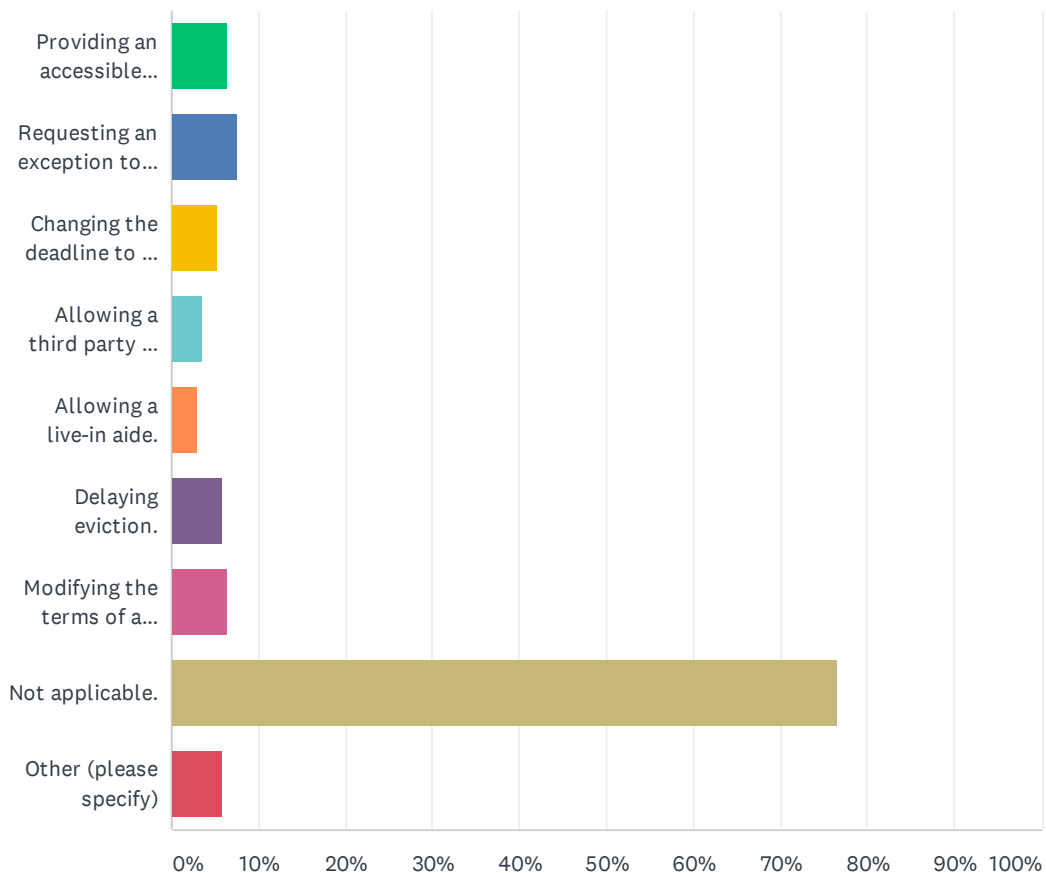
Answered: 211 Skipped: 17



ANSWER CHOICES	RESPONSES	
Yes	15.17%	32
No	84.83%	179
TOTAL		211

Q20 If yes, then what type of accommodation and /or modification did you or your acquaintance request? Please check all that apply.

Answered: 171 Skipped: 57



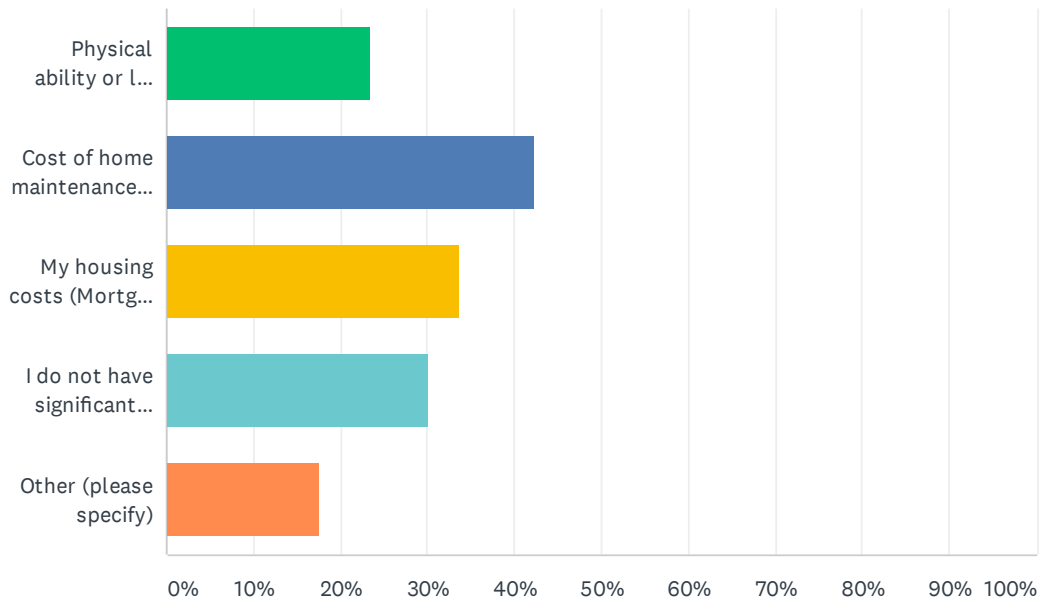
ANSWER CHOICES	RESPONSES	
Providing an accessible parking space.	6.43%	11
Requesting an exception to a no-pets policy.	7.60%	13
Changing the deadline to pay rent.	5.26%	9
Allowing a third party to cosign the lease or pay the rent.	3.51%	6
Allowing a live-in aide.	2.92%	5
Delaying eviction.	5.85%	10
Modifying the terms of a lease.	6.43%	11
Not applicable.	76.61%	131
Other (please specify)	5.85%	10
Total Respondents: 171		

City of San Leandro Community Development Department HUD FY 2020-2024 Consolidated Plan:
Priority Needs Survey

#	OTHER (PLEASE SPECIFY)
1	changing flooring from carpet to laminate to make it easier for a wheelchair
2	Install grab bars in bathroom area
3	Walk in shower
4	request housing renovation despite there being other available ada units
5	providing laundry
6	Wheelchair ramp, extra bars in apt to grab onto
7	Accessibility in bathrooms.
8	Request railings on stairs
9	requesting hand rails to a house with stairs for my mother
10	path of travel

Q21 If you are a homeowner, what are the most pressing challenges you face with regard to your home? Please check all that apply.

Answered: 166 Skipped: 62



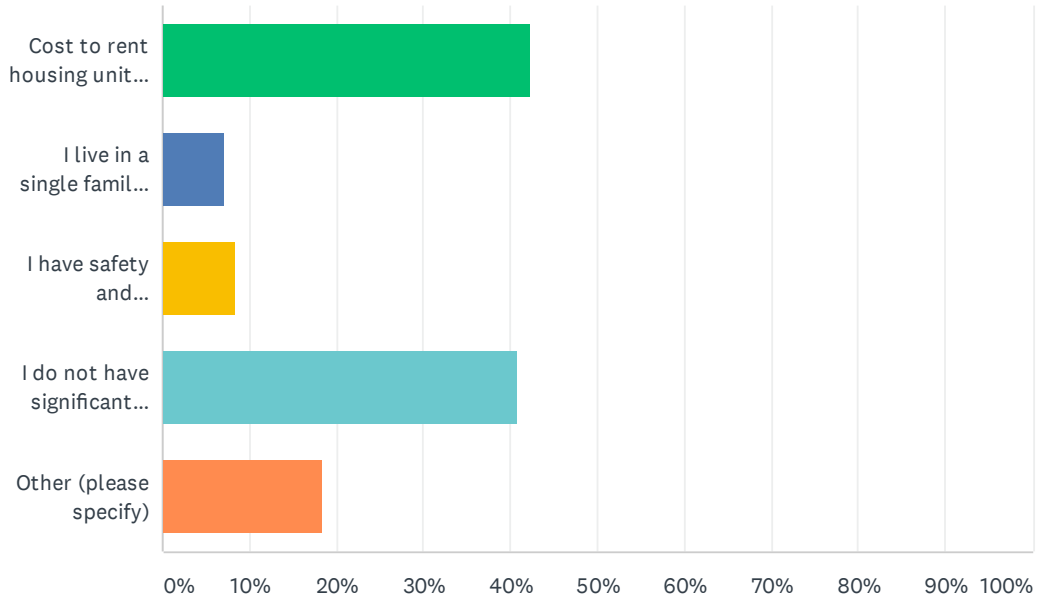
ANSWER CHOICES	RESPONSES	
Physical ability or lack of skills needed to maintain my home.	23.49%	39
Cost of home maintenance (example: cost of labor to hire someone and/or supplies to conduct repairs).	42.17%	70
My housing costs (Mortgage principal, interest, property taxes & insurance) make it difficult to afford any other needs in my household.	33.73%	56
I do not have significant challenges with regard to my home.	30.12%	50
Other (please specify)	17.47%	29
Total Respondents: 166		

City of San Leandro Community Development Department HUD FY 2020-2024 Consolidated Plan:
Priority Needs Survey

#	OTHER (PLEASE SPECIFY)
1	I am a renter
2	N/A
3	N/A
4	I am not a home owner.
5	Not homeowner
6	n/a
7	I am not a homeowner
8	I am a renter. Not an owner
9	N/A
10	Not applicable
11	Continuing rise of taxes, utilities & food. Cannot afford retirement & had to return to work.
12	I don't own a home
13	Trailer park resident
14	Neighbors don't keep property clean and looks bad
15	Thanks to SL Mobilehome Rent Ordinance, pressure on rising rents has been diminished, but not abated.
16	All the crime that I have personally experienced at my home these last two years
17	Understanding the language my neighbors speak
18	We have not heater in the house. Only a gas fireplace. Doesn't keep the house warm.
19	Not a home owner
20	High rent increases
21	property taxes
22	Housing cost compared to other areas in the country.
23	Property taxes are too high!!!
24	Annual rent increases that exceed income increases
25	Parcel taxes
26	I am fortunate!
27	Using the steps/stairs to enter my house
28	Property Taxes
29	Not a homeowner

Q22 If you are a tenant, what are the most pressing challenges you face with regard to your home? Please check all that apply.

Answered: 142 Skipped: 86



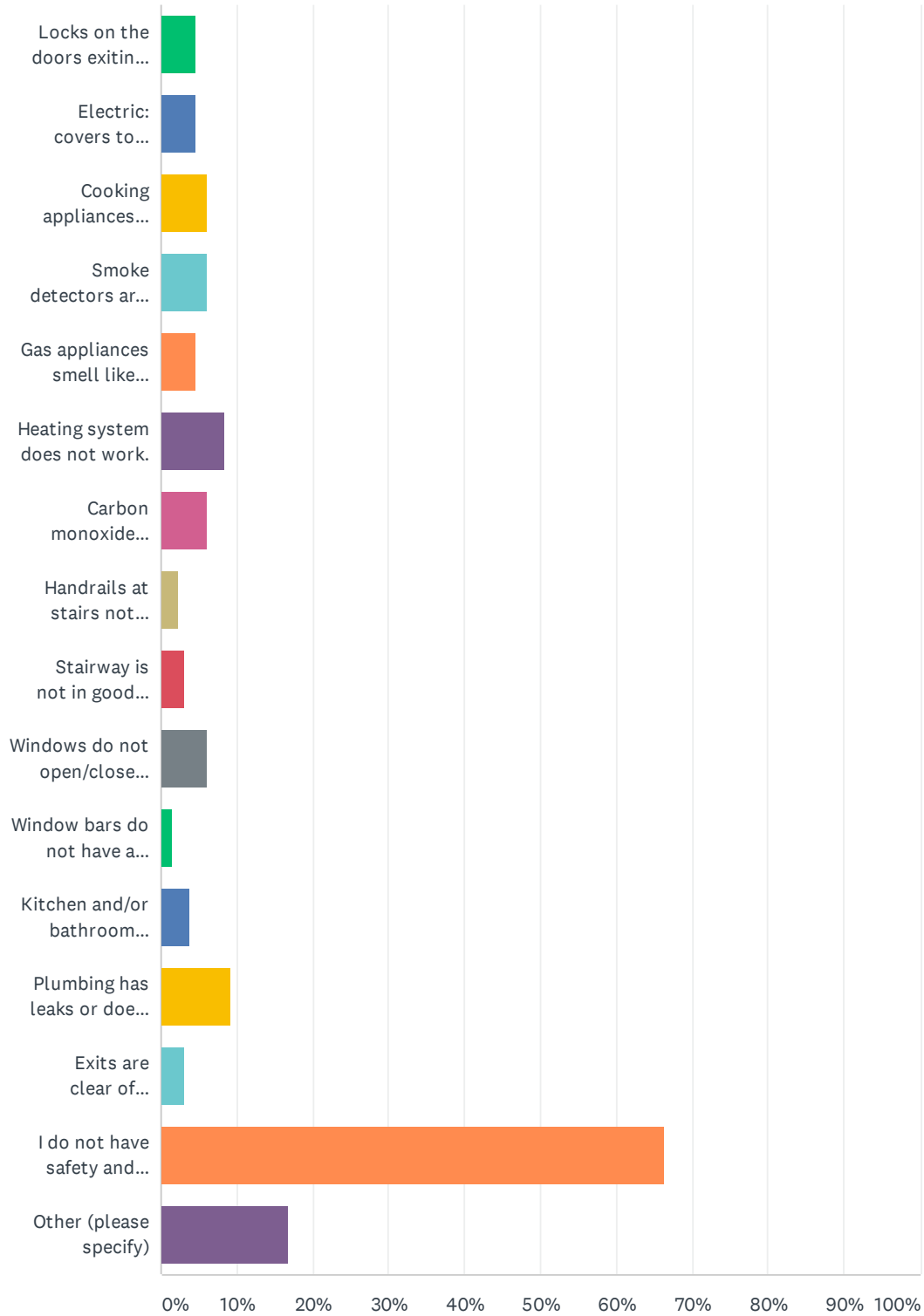
ANSWER CHOICES	RESPONSES	
Cost to rent housing unit is too high (more than 1/3 or 1/2 of my gross—before any taxes are taken out of your paycheck—household income).	42.25%	60
I live in a single family home that is not covered by any tenant protections (state or local).	7.04%	10
I have safety and habitability concerns.	8.45%	12
I do not have significant challenges with regard to my home.	40.85%	58
Other (please specify)	18.31%	26
Total Respondents: 142		

City of San Leandro Community Development Department HUD FY 2020-2024 Consolidated Plan:
Priority Needs Survey

#	OTHER (PLEASE SPECIFY)
1	"fear" of rent increase if request repair
2	I am rented an apartment
3	Not a tenant
4	Not applicable
5	Rent increase every year with no upgrades being done to the apt/building. The rent will far exceed what the apr is actually worth, but nothing I can do, every yr it just keeps going up.
6	Access to my shower.
7	N/A
8	People from the street can walk on my porch
9	Own my home.
10	my landloard wants to maintain the property
11	Park manager harassment of certain tenants
12	na
13	not a tenannt
14	I pay mortgage AND rent living in Mission Bay -- and the total cost is breaking some of my neighbors and impacting their ability to find buyers able and willing to pay mortgage and rent.
15	Not tennamt
16	NA
17	not a tenant
18	Not a tenant
19	Landlords drag their feet and take a long time to take care of needed repairs and other situations that should be taken care of in a reasonable amount of time.
20	I am not a renter
21	Not a tenant. I'm an owner.
22	not applicable
23	N/a
24	N/A - I am paying a mortgage not renting
25	not applicable
26	I am not a tenant

Q23 If you are a tenant and have safety and habitability concerns, what are they? Please check all that apply.

Answered: 131 Skipped: 97



City of San Leandro Community Development Department HUD FY 2020-2024 Consolidated Plan:
Priority Needs Survey

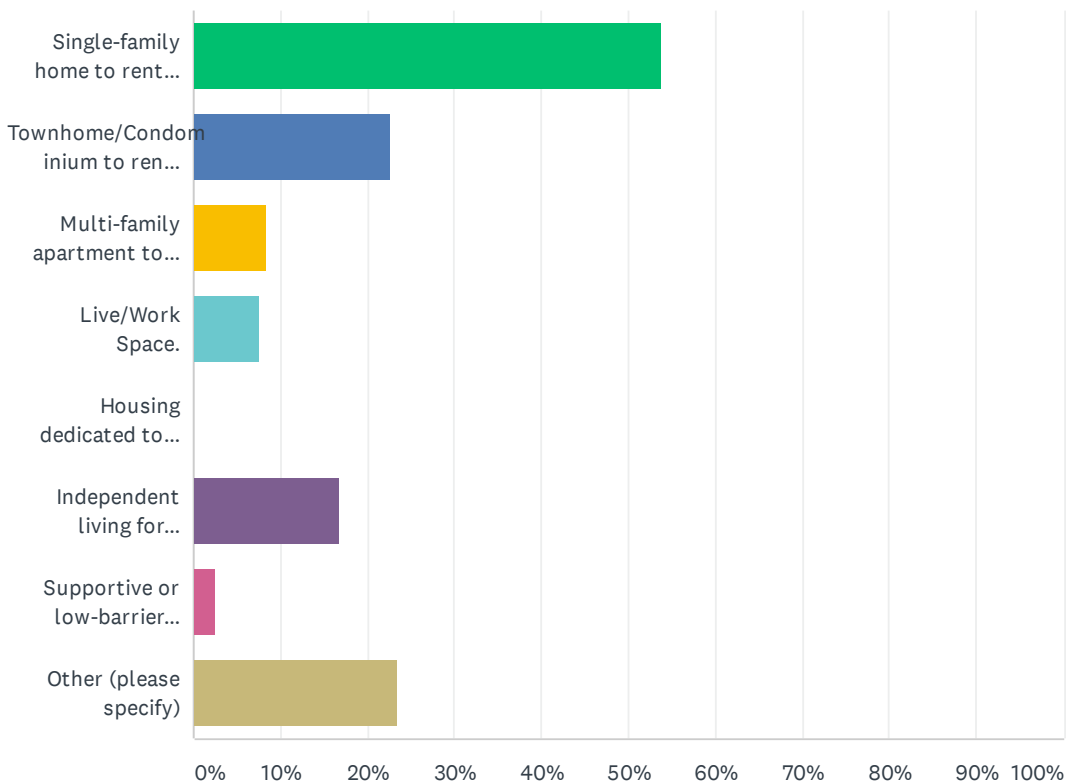
ANSWER CHOICES	RESPONSES	
Locks on the doors exiting to the outside are not operational.	4.58%	6
Electric: covers to switches and/or outlets are missing.	4.58%	6
Cooking appliances provided with rental do not work correctly.	6.11%	8
Smoke detectors are not present or are not functioning.	6.11%	8
Gas appliances smell like there is a gas leak.	4.58%	6
Heating system does not work.	8.40%	11
Carbon monoxide detector not present or indicates malfunction.	6.11%	8
Handrails at stairs not securely fastened.	2.29%	3
Stairway is not in good condition.	3.05%	4
Windows do not open/close properly.	6.11%	8
Window bars do not have a quick-release mechanism.	1.53%	2
Kitchen and/or bathroom without window does not have functioning ventilation system.	3.82%	5
Plumbing has leaks or does not function properly.	9.16%	12
Exits are clear of obstacles.	3.05%	4
I do not have safety and habitability concerns with my home.	66.41%	87
Other (please specify)	16.79%	22
Total Respondents: 131		

City of San Leandro Community Development Department HUD FY 2020-2024 Consolidated Plan:
Priority Needs Survey

#	OTHER (PLEASE SPECIFY)
1	N/A
2	Not applicable
3	Dry rotting and broken wood on my 2 back gates.
4	N/A
5	my landloard is always in the garden.
6	Elevator often is out of service
7	na
8	nto a tenant
9	The Park Owner sprays known toxic chemicals in public areas accessible to tenants, pets and wildlife. These toxins seep into Heron Bay adjacent to the Park.
10	2
11	not a tenant
12	Homeowner not a tenant
13	Heating system works poorly and is very inefficient and costs me a ton of money to run in the winter.
14	I am not a renter
15	I fought over several years and finally got a working water heater, safe microwave, front door lock that did not fall off, and electrical repairs which prevented multiple switches and outlets from functioning.. I asked to be allowed to let PGE put in some insulation in the attic and was told by management company that landlord would NOT allow PGE to do this. Because of frequent sewer system backups, I snaked out the main sewer line for my duplex building for years before I was told I was not allowed to do this either even if it means that I would be without a toilet for a few days. I had to do dishes in my bathtub for 3 weeks when the garbage disposal on the kitchen sink rusted shut and the sink would not drain. A new disposal was finally installed but I had to fight for it. At one point, neighbors were told that their rent was being raised because the management company had to do work on my unit. The property management company tried to force tenants to pay rent online with a credit card and I fought that for a year or so. Property management company has luckily changed recently.
16	not applicable
17	people from the street walk in front of my door to the outside, on my porch
18	N/a
19	not applicable
20	I am not a tenant
21	Balcony structure and house floors are uneven. Windows are old.
22	Heating system works, but poorly and inefficiently; filters never changed the entire time I've lived here (7 years); causing my electric bills to go through the roof in the winter since I also had to get space heaters.

Q24 If you are looking for housing, what type of housing are you looking for? Please check all that apply.

Answered: 119 Skipped: 109



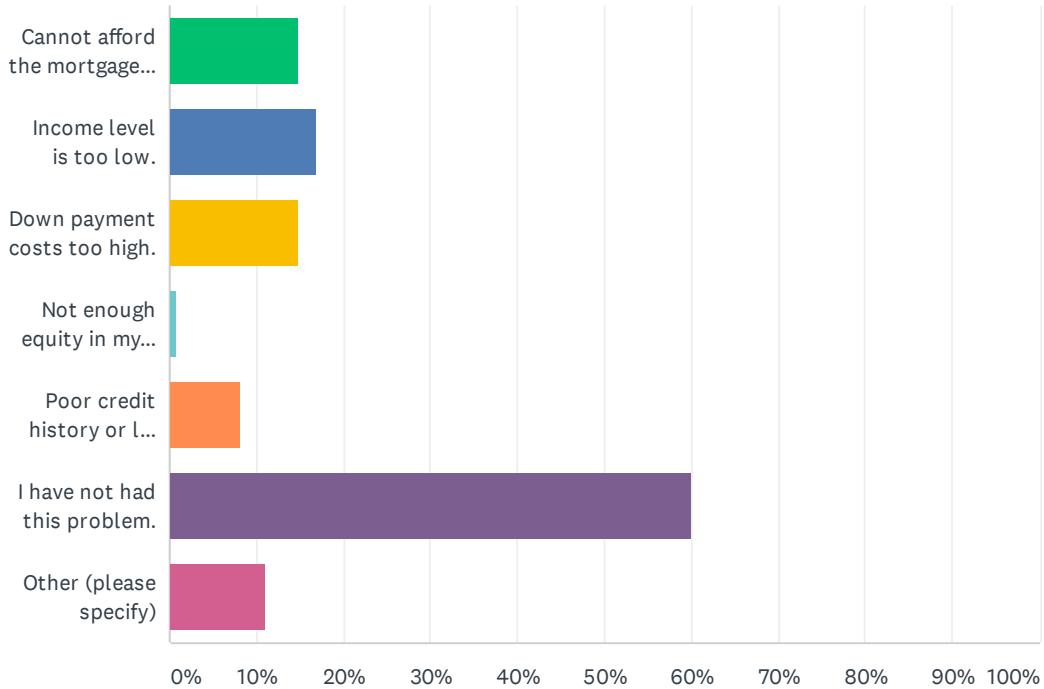
ANSWER CHOICES	RESPONSES	
Single-family home to rent or purchase.	53.78%	64
Townhome/Condominium to rent or purchase.	22.69%	27
Multi-family apartment to rent.	8.40%	10
Live/Work Space.	7.56%	9
Housing dedicated to those with mental or physical disabilities.	0.00%	0
Independent living for Senior Citizens.	16.81%	20
Supportive or low-barrier housing (for high needs or formerly homeless)	2.52%	3
Other (please specify)	23.53%	28
Total Respondents: 119		

City of San Leandro Community Development Department HUD FY 2020-2024 Consolidated Plan:
Priority Needs Survey

#	OTHER (PLEASE SPECIFY)
1	N/A
2	I'm not looking for housing at the moment. I have a place.
3	already own a home
4	Not applicable
5	n/a
6	Housing with affordable rent in this current economy.
7	Not applicable
8	Not looking
9	Not applicable
10	Not looking
11	na
12	not lookign for housing
13	NA
14	not looking for housing
15	Not looking for housing
16	NA
17	Not looking
18	Housing that I can actually afford!!!!
19	Not looking
20	na
21	not applicable
22	NA
23	I am not looking for housing.
24	na
25	Not looking
26	N/A
27	no
28	I am not looking for housing

Q25 If you are seeking to purchase a home or re-finance your home loan and your application was NOT approved, which of the following reasons were you given? Please check all that apply.

Answered: 135 Skipped: 93



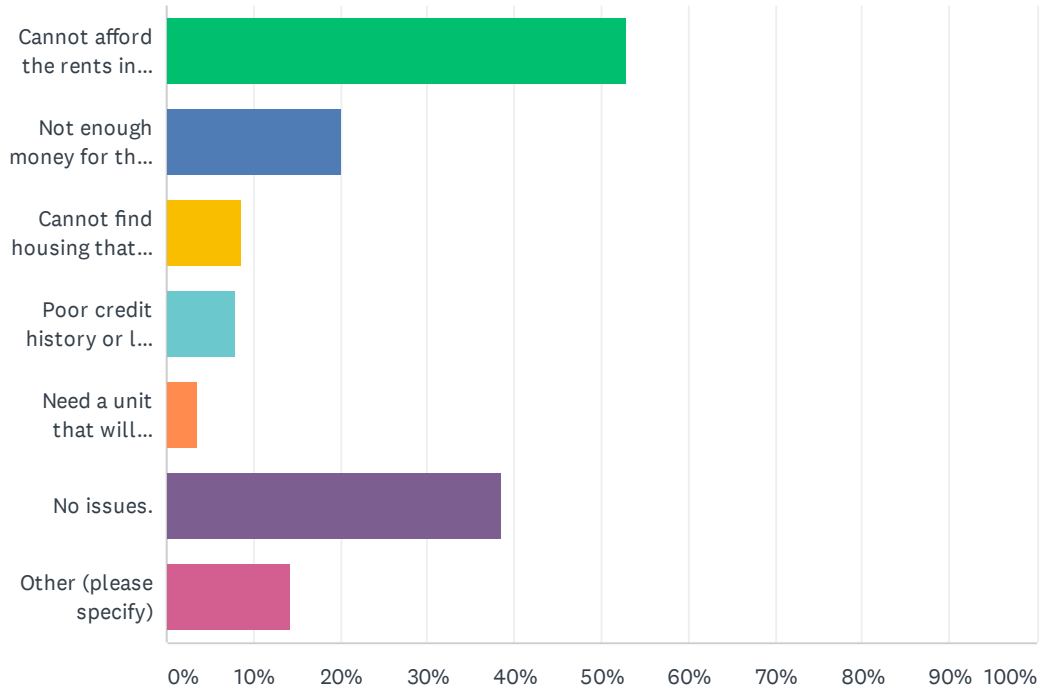
ANSWER CHOICES	RESPONSES	
Cannot afford the mortgage in my preferred neighborhood.	14.81%	20
Income level is too low.	17.04%	23
Down payment costs too high.	14.81%	20
Not enough equity in my property.	0.74%	1
Poor credit history or low credit score.	8.15%	11
I have not had this problem.	60.00%	81
Other (please specify)	11.11%	15
Total Respondents: 135		

City of San Leandro Community Development Department HUD FY 2020-2024 Consolidated Plan:
Priority Needs Survey

#	OTHER (PLEASE SPECIFY)
1	Mo comments
2	I am rented an apartment
3	N/A
4	NA
5	n/a
6	Not applicable
7	Not looking
8	na
9	i have not tried to refinance
10	Not looking
11	N/A
12	not applicable
13	Not applicable
14	NA
15	Can't afford the average price of \$600,000 for a home.

Q26 If you are seeking to rent housing, which of the following issues have limited your housing options? Please check all that apply.

Answered: 140 Skipped: 88



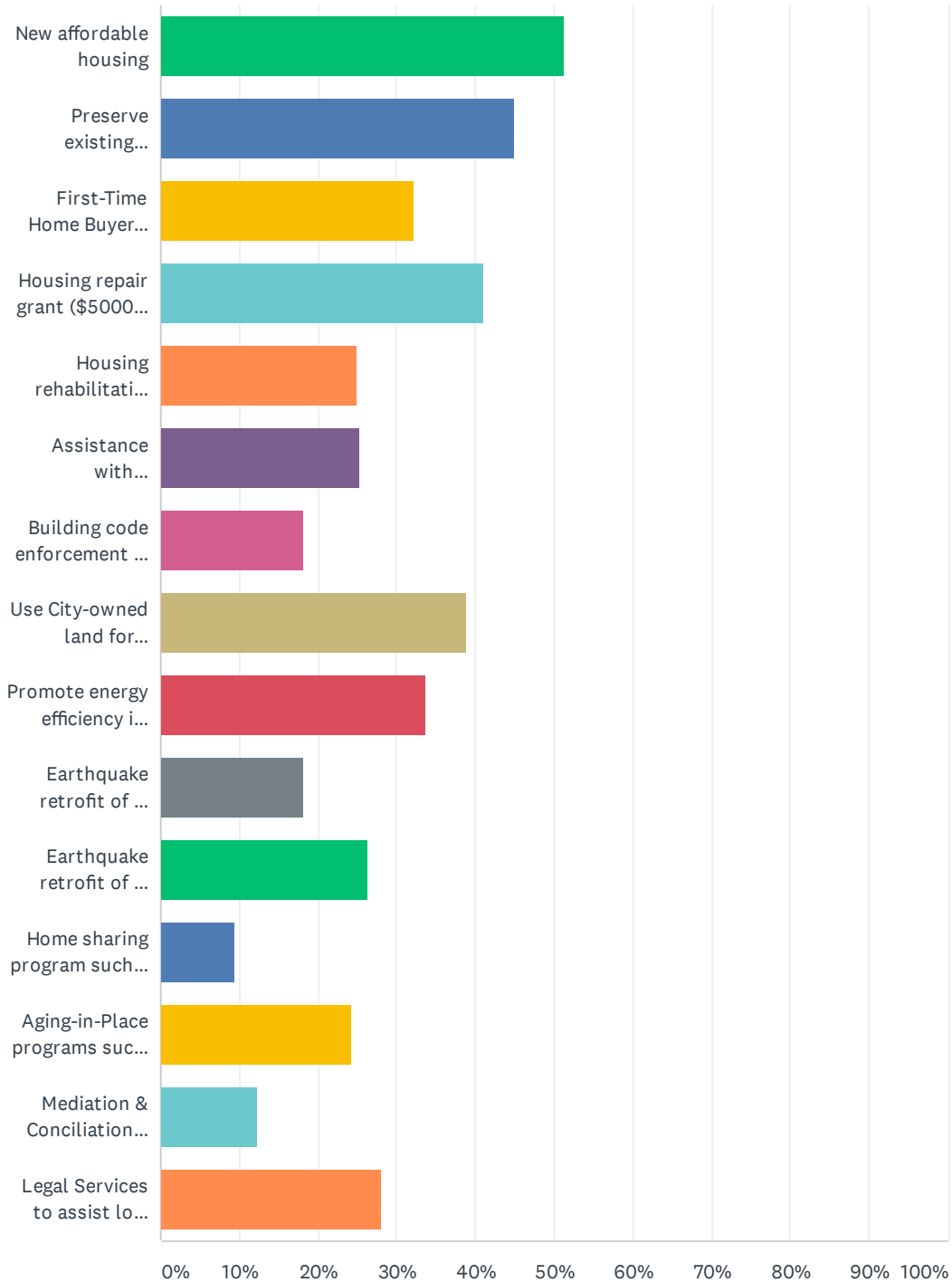
ANSWER CHOICES	RESPONSES	
Cannot afford the rents in the neighborhood that I prefer.	52.86%	74
Not enough money for the security deposit.	20.00%	28
Cannot find housing that is large enough for my family.	8.57%	12
Poor credit history or low credit score.	7.86%	11
Need a unit that will accommodate my disability.	3.57%	5
No issues.	38.57%	54
Other (please specify)	14.29%	20
Total Respondents: 140		

City of San Leandro Community Development Department HUD FY 2020-2024 Consolidated Plan:
Priority Needs Survey

#	OTHER (PLEASE SPECIFY)
1	No comments
2	not looking at present time
3	N/A
4	desire work live space thats affordable
5	Ability to pay, however feel prices are too high, and have no credit score.
6	N/A
7	Not being able to afford rent in an area I prefer is not a real issue
8	Senior Housing "waiting lists" are years long.
9	Cannot afford rents anywhere despite working full time and 2nd job
10	na
11	not seeking housing
12	NA
13	not seeking
14	All the places I have looked at require income that is 3 times the monthly rent. My income is now Social Security. Savings are what keep me from being homeless, but savings are also what keep me from being able to apply for affordable housing. Unfortunately my savings are not enough to get me into market rate senior housing.
15	not applicable
16	Senior housing waiting lists extend to more than five years.
17	Not applicable
18	NA
19	Rents are too high and units need repair
20	Rent is very high, and looking on-line shows that there are no units available for less or not much less than I'm already paying. Landlords collude to keep rents very high.

Q27 If you had to choose where to invest the City’s resources to improve Housing options in San Leandro, what programs would be most helpful for your household? Please choose no more than five options.

Answered: 193 Skipped: 35



City of San Leandro Community Development Department HUD FY 2020-2024 Consolidated Plan:
Priority Needs Survey

ANSWER CHOICES	RESPONSES	
New affordable housing	51.30%	99
Preserve existing affordable housing	45.08%	87
First-Time Home Buyer loans	32.12%	62
Housing repair grant (\$5000 and under)	40.93%	79
Housing rehabilitation loan (low-interest loan paid when home is refinanced or sold)	24.87%	48
Assistance with design/build *OR* getting into compliance an Accessory Dwelling Unit (ADU; a.k.a.: Granny Flat, Casita, In-law unit, etc).	25.39%	49
Building code enforcement to ensure that housing stock is safe, healthy, and accessible	18.13%	35
Use City-owned land for affordable housing construction	38.86%	75
Promote energy efficiency in housing	33.68%	65
Earthquake retrofit of a multi-unit apartment building	18.13%	35
Earthquake retrofit of a single-family home	26.42%	51
Home sharing program such as Hip Housing	9.33%	18
Aging-in-Place programs such as the Village Movement	24.35%	47
Mediation & Conciliation between Tenants and Property Managers	12.44%	24
Legal Services to assist low income households with housing issues	27.98%	54
Total Respondents: 193		

Q28 [OPTIONAL] Please provide any additional comments or recommendations for housing and community development needs in the City of San Leandro.

Answered: 39 Skipped: 189

City of San Leandro Community Development Department HUD FY 2020-2024 Consolidated Plan:
Priority Needs Survey

#	RESPONSES
1	Need senior housing and small studios for the homeless
2	please do it for the street improvement. The street was very very bad shape.
3	When thinking about what makes a great community, affordable housing is a priority. Keep people housed so they don't become homeless.
4	Encourage options for older residents to downsize and stay in the local community to free up existing housing stock.
5	The disaster council should prioritize studying effective ways of preventing the spread of fire from existing home to existing home and recommend to the city council the implementation of resilience measures. Perhaps based on recent fires such as in Paradise this might include automatic gas shutoff valves, attic screens, removal of wood shake roofing, trimming of trees. Also the city should be aware of the East Bay Subbasin plan by East Bay MUD which will add treated water to the
6	San Leandro like most of the bay area has gotten much more expensive to live in as I have grown older. My grandfather was able to buy a house in San Leandro in the 70's and that gave my family access to generation wealth. I have been very lucky however am very concerned about the current state of things as others have not. I remember visiting my grandfather in the neighborhood of bay-o-vista, and later learned about red-lining practices, that keep people like me (who are black) out of neighborhood my grandfather lived in (he was white). I think San Leandro has a lot to answer and a lot it can do for its more vulnerable populations and communities of color. More robust services for the homeless would be a great start, working in the San Leandro library it is clear to see the homeless in San Leandro do not have enough support. Some folks at the library complain about homeless people coming to the library, however in my mind this is a logical place to come as it is warm, and a public good. If there were more options, or our homeless populations that would be a great start. Also preventing homelessness by building new low cost housing or utilizing city property for low cost housing would be awesome. There are a lot of systemic issues at play that make it hard for San Leandro to make large sweeping changes, however I think there is a lot that can be done within our city government and in the community that can be small steps towards more humane treatment and conditions for others.
7	Keep San Leandro quaint. Do NOT allow those monstrosities like those going up in Oakland. New multi-family dwellings should have a certain no. of units for LOW INCOME people. Not below market! If contractor won't allow some units in their buildings for those living in poverty or homeless to rent, then BAN them from building in SL.
8	Develop energy efficient buildings.
9	A lot of these programs do nothing for the working middle class, of whom can't afford to live the city they work for
10	High cost of living, taxes, mentally ill, homeless encampments are huge problems. Folks on drugs should be placed in rehab and released only to their families. Statewide program to relocate folks to cheaper areas that are cooperatively funded to build facilities to address these people's problems. No one should be allowed to do whatever they want, which is what the homeless are doing. Stop the madness. We are creating and allowing chaos. Stop asking us for money and do something!
11	rent control does not help tenant /landlord relations or rents
12	Rent control. Make it so landlords can't raise rent more than once a year and at a minimum rate.
13	you need to make sure there is sufficient parking for apartments/condos/homes/AUD's
14	My mom is a senior with many disabilities, and the place we currently live can't help us.
15	No rent control for single family homes it only encourages raising rents. puts a strain on homeowners because that is only source of retirement income and owner of additional home is low-income themselves. do something about the homeless issue . enforce cleanup of areas, cars parked on lawns, illegal units being built in backyard, illegal driveways being made,
16	ADU's offer most effective way of mobilizing local property owners to increase density and

City of San Leandro Community Development Department HUD FY 2020-2024 Consolidated Plan:
Priority Needs Survey

property values. Need City to focus on enabling policy.

17	HELP HELP HELLLLLL. BAREly hanging, being froced out, should have left already. Been in my place more than 10 years & when new owner purchsed increases every year for no good reason other than greed.
18	I wish my children can afford to live here
19	It should be mandatory that rental property owners provide energy efficient rentals. As a renter I am not I am not able to upgrade my unit to reflect energy efficiency. Landlords do not benefit from energy efficient properties because the cost to do all units is not cost efficient. Therefore, tenants are left with their hands tied, paying extremely high rents combined with high utility costs. My PGE during winter is \$250-275 per month due to heat escaping through ancient windows that rattle when the wind blows as well as doors that need weather stripping. I've bought energy efficient window coverings but that is not enough. In the summer the same issue of cost with air conditioner. Rental property owners should be mandated by the state to upgrade and maintain energy efficient properties or give up their right to own. Incentives currently offered for efficiency are ignored by rental owners as they are not cost efficient. Renters are treated like second class citizens force to compromise their well being because landlords don't care. Our state suffers as well making a profit off of rent and not contributing to making our state green.
20	The hotel planned for the Marina is an ugly, basic design. The Marina area should be planned for upscale housing and services. Make it a destination point for people visiting as well as a go to area for people all over the Bay Area. It is a one time opportunity with a beautiful venue to do something grand Think big!
21	Code enforcement needs to do something to clean up the dilapidated houses in Washington Manor area.
22	Rents are too HIGH, utilize and update empty buildings for homes and businesses, communities should be of equal businesses and not just one culture. Too many businesses are being over-run with unnecessary stores and stuff and not being provided what San Leandro really needs.
23	Build more townhomes
24	Make homes cheaper for low income families.
25	help the homeless and enforce littering, loitering and camping laws
26	Affordable housing and support for homeless
27	This city caters to the white, privileged homeowners, and doesn't give a damn about renters or people at the bottom of the economic ladder.
28	I'm really against in more building in the Manor. We were a small community now with the new residential building that's going to be where Manor Bowl is currently. So sad
29	The City should know about and care about the conditions of rental housing. Tenants should not have to sue their landlords in order to have living conditions that meeting the State of California's Warranty of Habitability. There has to be a way to keep existing housing affordable other than building a lot of market rate units hoping to force landlords of older buildings to not charge 'market rates' or just stop doing maintenance or repairs.
30	We need rent control. 5 -7% is too high for existing high rents.
31	encourage improvement of "eyesore" vacant lots suc as near Fargo & Washington and Lewelling & Washington. Fix the sidewalks, even in the southern end of the city, and fix the streets. There are terrible potholes on Manor, E. 14th, and Halcyon (to name just a few)
32	Low-income tenants in mobile home parks seem especially vulnerable to sudden rent hikes. Would like to see the city provide aid and support to this issue.
33	Enact rent control for exiting tenants and protection from eviction on grounds of " rehab" as a ploy to raise rents;
34	San Leandro needs rent control.
35	Land is very scarce in SL - need to build mid-rise immediately adjacent to BART (both stations)

City of San Leandro Community Development Department HUD FY 2020-2024 Consolidated Plan:
Priority Needs Survey

but NOT allow high end rentals to be built which will leave more people out of housing in this city

36	Affordable housing for seniors.
37	This city caters to greedy landlords, letting them charge ridiculous rents for housing stock that mostly is 50+ years old. City Hall gets campaign \$\$ from landlords, and doesn't give a sh*t about renters, and treats us like we're dirt because "we don't vote". Well, I do, and I don't vote for any of these landlord *sskissers.
38	Real inclusionary ordinance fully enforced.
39	investment in solutions to ending homelessness - shelter and housing